

## Daily Summary for Amman Stock Exchange

### VALUE TRADED (JD)

	2020	2021	NET CHANGE	CHANGE (%)
Daily	4,083,594	8,133,628	4,050,034	99.18%
Cumulative (1/11-23/11)	62,394,695	97,520,055	35,125,360	56.30%
Cumulative (3/1-23/11)	852,487,405	1,768,630,015	916,142,610	107.47%

### NO. OF SHARES TRADED

	2020	2021	NET CHANGE	CHANGE (%)
Daily	4,534,894	7,026,715	2,491,821	54.95%
Cumulative (1/11-23/11)	83,145,149	82,169,728	-975,421	-1.17%
Cumulative (3/1-23/11)	959,209,172	1,388,845,915	429,636,743	44.79%

### NO. OF TRANSACTIONS

	2020	2021	NET CHANGE	CHANGE (%)
Daily	2,055	4,655	2,600	126.52%
Cumulative (1/11-23/11)	27,980	56,628	28,648	102.39%
Cumulative (3/1-23/11)	362,733	733,965	371,232	102.34%

### SOME FINANCIAL RATIOS FOR THE ASE (23/11/2021)

SECTOR	P/E	P/BV	DIVIDEND YIELD (%)	TURNOVER (%)
FINANCIAL	34.028	0.845	3.367	0.104
SERVICES	-	1.275	2.241	0.082
INDUSTRY	28.060	2.103	2.663	0.210
OVERALL	36.797	1.098	3.025	0.112

### STOCK PRICE INDEX WEIGHTED BY FREE FLOAT MARKET CAPITALIZATION (1999=1000)

	MONDAY 22/11/2021	TUESDAY 23/11/2021	% CHANGE	
			DAY BEFORE	YTD
GENERAL	2085.9	2085.2	-0.03%	25.82%
FINANCIAL	2533.0	2531.2	-0.07%	16.55%
SERVICES	1343.3	1343.3	0.00%	17.01%
INDUSTRY	3648.0	3652.3	0.12%	72.30%

### STOCK PRICE INDEX WEIGHTED BY FREE FLOAT MARKET CAPITALIZATION ASE20 (2014=1000)

	1050.1	1049.1	-0.09%	30.08%
--	--------	--------	--------	--------

### STOCK PRICE INDEX WEIGHTED BY MARKET CAPITALIZATION (1991=1000)

	MONDAY 22/11/2021	TUESDAY 23/11/2021	% CHANGE	
			DAY BEFORE	YTD
GENERAL	3954.1	3949.2	-0.12%	29.50%
BANKS	6393.2	6372.5	-0.32%	17.78%
INSURANCE	1379.8	1379.4	-0.03%	5.36%
SERVICES	792.2	791.5	-0.09%	12.39%
INDUSTRY	4678.8	4686.9	0.17%	66.32%

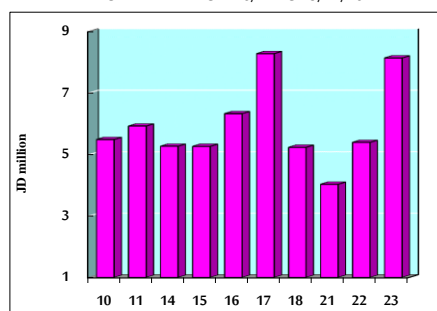
### STOCK PRICE MARKET INDEX WEIGHTED BY FREE FLOAT MARKET CAP. (2012=1000)

	MONDAY 22/11/2021	TUESDAY 23/11/2021	% CHANGE	
			DAY BEFORE	YTD
FIRST MARKET	1124.7	1122.9	-0.16%	29.31%
SECOND MARKET	936.9	945.7	0.94%	8.53%

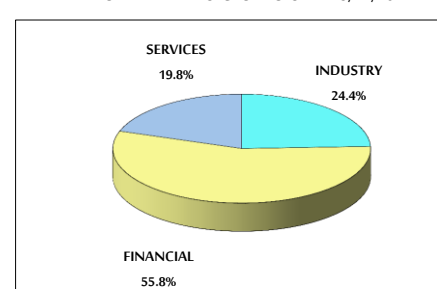
### MARKET CAPITALIZATION (JD)

	15,321,144,075	15,304,031,253	-0.11%	18.56%
--	----------------	----------------	--------	--------

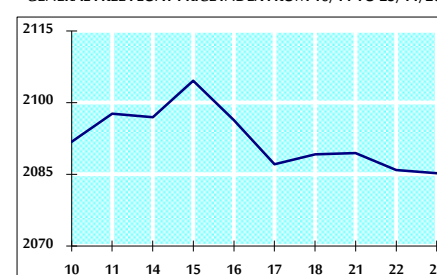
### VALUE TRADED FROM 10/11 TO 23/11/2021



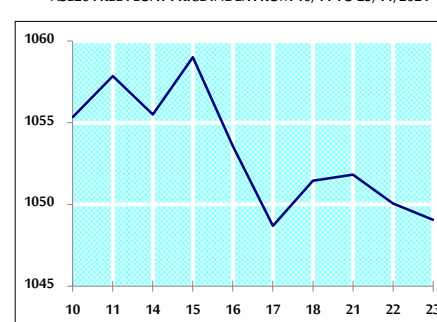
### VALUE TRADED BY SECTOR TUESDAY 23/11/2021



### GENERAL FREE FLOAT PRICE INDEX FROM 10/11 TO 23/11/2021



### ASE20 FREE FLOAT PRICE INDEX FROM 10/11 TO 23/11/2021



### GENERAL PRICE INDEX FROM 10/11 TO 23/11/2021

