

Daily Summary for Amman Stock Exchange

VALUE TRADED (JD)

	2020	2021	NET CHANGE	CHANGE (%)
Daily	4,332,397	5,394,817	1,062,420	24.52%
Cumulative (1/11-22/11)	58,311,101	89,386,427	31,075,326	53.29%
Cumulative (3/1-22/11)	848,403,811	1,760,496,387	912,092,576	107.51%

NO. OF SHARES TRADED

	2020	2021	NET CHANGE	CHANGE (%)
Daily	5,658,478	4,680,094	-978,384	-17.29%
Cumulative (1/11-22/11)	78,610,255	75,143,013	-3,467,242	-4.41%
Cumulative (3/1-22/11)	954,674,278	1,381,819,200	427,144,922	44.74%

NO. OF TRANSACTIONS

	2020	2021	NET CHANGE	CHANGE (%)
Daily	2,116	3,342	1,226	57.94%
Cumulative (1/11-22/11)	25,925	51,973	26,048	100.47%
Cumulative (3/1-22/11)	360,678	729,310	368,632	102.21%

SOME FINANCIAL RATIOS FOR THE ASE (22/11/2021)

SECTOR	P/E	P/BV	DIVIDEND YIELD (%)	TURNOVER (%)
FINANCIAL	34.094	0.846	3.361	0.069
SERVICES	-	1.278	2.236	0.084
INDUSTRY	28.034	2.101	2.665	0.091
OVERALL	36.843	1.099	3.021	0.075

STOCK PRICE INDEX WEIGHTED BY FREE FLOAT MARKET CAPITALIZATION (1999=1000)

	SUNDAY 21/11/2021	MONDAY 22/11/2021	% CHANGE	
			DAY BEFORE	YTD
GENERAL	2089.4	2085.9	-0.17%	25.87%
FINANCIAL	2541.6	2533.0	-0.34%	16.64%
SERVICES	1340.7	1343.3	0.19%	17.01%
INDUSTRY	3636.9	3648.0	0.30%	72.10%

STOCK PRICE INDEX WEIGHTED BY FREE FLOAT MARKET CAPITALIZATION ASE20 (2014=1000)

	1051.8	1050.1	-0.17%	30.20%
--	--------	--------	--------	--------

STOCK PRICE INDEX WEIGHTED BY MARKET CAPITALIZATION (1991=1000)

	SUNDAY 21/11/2021	MONDAY 22/11/2021	% CHANGE	
			DAY BEFORE	YTD
GENERAL	3956.0	3954.1	-0.05%	29.66%
BANKS	6403.6	6393.2	-0.16%	18.16%
INSURANCE	1390.1	1379.8	-0.74%	5.40%
SERVICES	793.3	792.2	-0.14%	12.48%
INDUSTRY	4669.0	4678.8	0.21%	66.03%

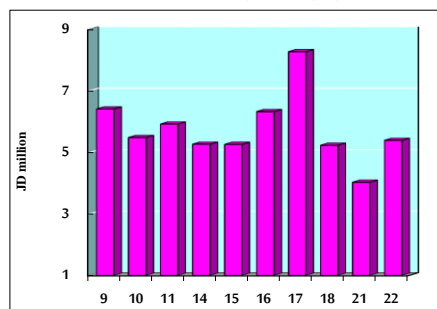
STOCK PRICE MARKET INDEX WEIGHTED BY FREE FLOAT MARKET CAP. (2012=1000)

	SUNDAY 21/11/2021	MONDAY 22/11/2021	% CHANGE	
			DAY BEFORE	YTD
FIRST MARKET	1126.5	1124.7	-0.16%	29.52%
SECOND MARKET	939.7	936.9	-0.30%	7.52%

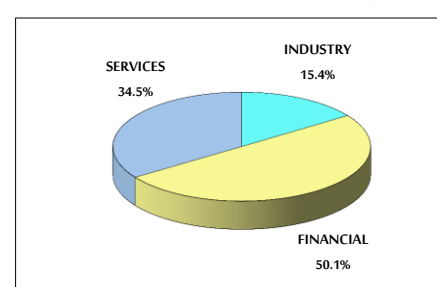
MARKET CAPITALIZATION (JD)

	15,324,518,092	15,321,144,075	-0.02%	18.70%
--	----------------	----------------	--------	--------

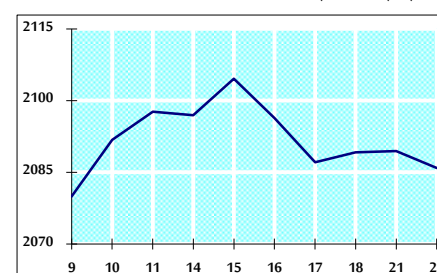
VALUE TRADED FROM 9/11 TO 22/11/2021



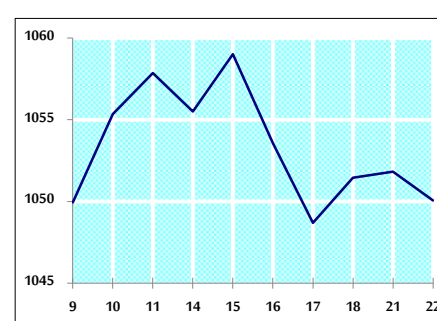
VALUE TRADED BY SECTOR MONDAY 22/11/2021



GENERAL FREE FLOAT PRICE INDEX FROM 9/11 TO 22/11/2021



ASE20 FREE FLOAT PRICE INDEX FROM 9/11 TO 22/11/2021



GENERAL PRICE INDEX FROM 9/11 TO 22/11/2021

