

Daily Summary for Amman Stock Exchange

VALUE TRADED (JD)

	2020	2021	NET CHANGE	CHANGE (%)
Daily	4,027,834	5,264,202	1,236,368	30.70%
Cumulative (1/11-15/11)	39,055,516	60,124,449	21,068,933	53.95%
Cumulative (3/1-15/11)	829,148,226	1,731,234,409	902,086,183	108.80%

NO. OF SHARES TRADED

	2020	2021	NET CHANGE	CHANGE (%)
Daily	7,723,653	5,251,763	-2,471,890	-32.00%
Cumulative (1/11-15/11)	51,196,583	50,212,029	-984,554	-1.92%
Cumulative (3/1-15/11)	927,260,606	1,356,888,216	429,627,610	46.33%

NO. OF TRANSACTIONS

	2020	2021	NET CHANGE	CHANGE (%)
Daily	2,120	3,710	1,590	75.00%
Cumulative (1/11-15/11)	16,816	34,509	17,693	105.22%
Cumulative (3/1-15/11)	351,569	711,846	360,277	102.48%

SOME FINANCIAL RATIOS FOR THE ASE (15/11/2021)

SECTOR	P/E	P/BV	DIVIDEND YIELD (%)	TURNOVER (%)
FINANCIAL	34.306	0.851	3.340	0.059
SERVICES	-	1.276	2.239	0.097
INDUSTRY	28.305	2.121	2.640	0.202
OVERALL	37.109	1.107	3.000	0.084

STOCK PRICE INDEX WEIGHTED BY FREE FLOAT MARKET CAPITALIZATION (1999=1000)

	SUNDAY 14/11/2021	MONDAY 15/11/2021	% CHANGE	
			DAY BEFORE	YTD
GENERAL	2096.9	2104.6	0.37%	26.99%
FINANCIAL	2542.2	2554.7	0.49%	17.64%
SERVICES	1347.9	1347.9	0.00%	17.41%
INDUSTRY	3671.0	3680.8	0.27%	73.65%

STOCK PRICE INDEX WEIGHTED BY FREE FLOAT MARKET CAPITALIZATION ASE20 (2014=1000)

	1055.5	1059.0	0.33%	31.31%
--	--------	--------	-------	--------

STOCK PRICE INDEX WEIGHTED BY MARKET CAPITALIZATION (1991=1000)

	SUNDAY 14/11/2021	MONDAY 15/11/2021	% CHANGE	
			DAY BEFORE	YTD
GENERAL	3980.8	3982.7	0.05%	30.60%
BANKS	6431.2	6423.3	-0.12%	18.72%
INSURANCE	1381.6	1368.2	-0.97%	4.51%
SERVICES	801.0	800.4	-0.07%	13.66%
INDUSTRY	4707.2	4723.8	0.35%	67.63%

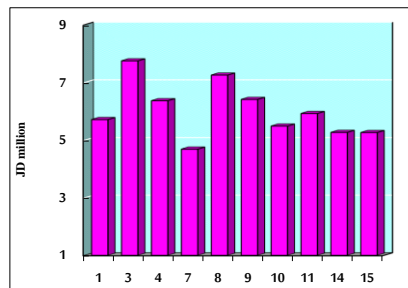
STOCK PRICE MARKET INDEX WEIGHTED BY FREE FLOAT MARKET CAP. (2012=1000)

	SUNDAY 14/11/2021	MONDAY 15/11/2021	% CHANGE	
			DAY BEFORE	YTD
FIRST MARKET	1128.8	1132.6	0.34%	30.43%
SECOND MARKET	950.5	957.5	0.74%	9.89%

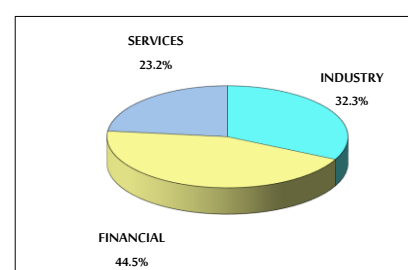
MARKET CAPITALIZATION (JD)

	15,411,197,739	15,414,605,234	0.02%	19.42%
--	----------------	----------------	-------	--------

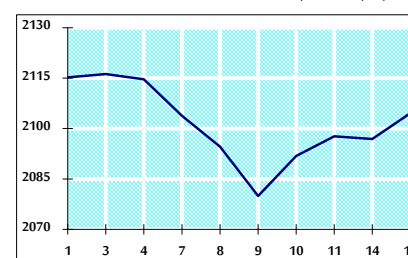
VALUE TRADED FROM 1/11 TO 15/11/2021



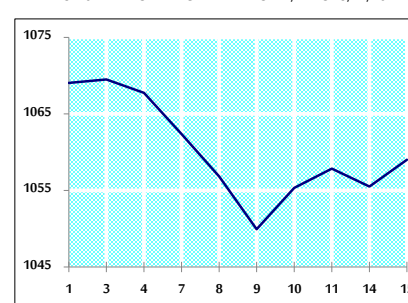
VALUE TRADED BY SECTOR MONDAY 15/11/2021



GENERAL FREE FLOAT PRICE INDEX FROM 1/11 TO 15/11/2021



ASE20 FREE FLOAT PRICE INDEX FROM 1/11 TO 15/11/2021



GENERAL PRICE INDEX FROM 1/11 TO 15/11/2021

