

## Daily Summary for Amman Stock Exchange

### VALUE TRADED (JD)

	2020	2021	NET CHANGE	CHANGE (%)
Daily	4,358,510	4,569,140	210,630	4.83%
Cumulative (1/8-18/8)	64,740,730	80,269,189	15,528,459	23.99%
Cumulative (3/1-18/8)	581,847,884	1,333,687,092	751,839,208	129.22%

### NO. OF SHARES TRADED

	2020	2021	NET CHANGE	CHANGE (%)
Daily	5,608,972	3,847,553	-1,761,419	-31.40%
Cumulative (1/8-18/8)	74,818,244	60,706,096	-14,112,148	-18.86%
Cumulative (3/1-18/8)	593,984,668	1,050,562,394	456,577,726	76.87%

### NO. OF TRANSACTIONS

	2020	2021	NET CHANGE	CHANGE (%)
Daily	2,340	2,999	659	28.16%
Cumulative (1/8-18/8)	27,657	35,476	7,819	28.27%
Cumulative (3/1-18/8)	234,066	517,252	283,186	120.99%

### SOME FINANCIAL RATIOS FOR THE ASE (18/8/2021)

SECTOR	P/E	P/BV	DIVIDEND YIELD (%)	TURNOVER (%)
FINANCIAL	33.704	0.838	3.395	0.038
SERVICES	-	1.219	2.276	0.130
INDUSTRY	26.094	2.088	2.748	0.072
OVERALL	36.652	1.075	3.064	0.061

### STOCK PRICE INDEX WEIGHTED BY FREE FLOAT MARKET CAPITALIZATION (1999=1000)

	TUESDAY 17/08/2021	WEDNESDAY 18/08/2021	% CHANGE	
			DAY BEFORE	YTD
GENERAL	2002.8	2015.6	0.64%	21.62%
FINANCIAL	2459.9	2464.3	0.18%	13.48%
SERVICES	1287.0	1292.5	0.43%	12.59%
INDUSTRY	3395.3	3473.6	2.31%	63.87%

### STOCK PRICE INDEX WEIGHTED BY FREE FLOAT MARKET CAPITALIZATION ASE20 (2014=1000)

	1017.0	1024.9	0.78%	27.08%
--	--------	--------	-------	--------

### STOCK PRICE INDEX WEIGHTED BY MARKET CAPITALIZATION (1991=1000)

	TUESDAY 17/08/2021	WEDNESDAY 18/08/2021	% CHANGE	
			DAY BEFORE	YTD
GENERAL	3861.8	3885.8	0.62%	27.42%
BANKS	6349.7	6362.9	0.21%	17.60%
INSURANCE	1249.3	1252.3	0.24%	-4.35%
SERVICES	760.5	760.1	-0.04%	7.94%
INDUSTRY	4501.3	4572.6	1.58%	62.26%

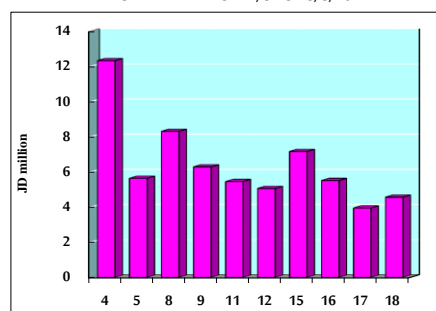
### STOCK PRICE MARKET INDEX WEIGHTED BY FREE FLOAT MARKET CAP. (2012=1000)

	TUESDAY 17/08/2021	WEDNESDAY 18/08/2021	% CHANGE	
			DAY BEFORE	YTD
FIRST MARKET	1075.6	1083.9	0.78%	24.83%
SECOND MARKET	914.1	910.4	-0.41%	4.47%

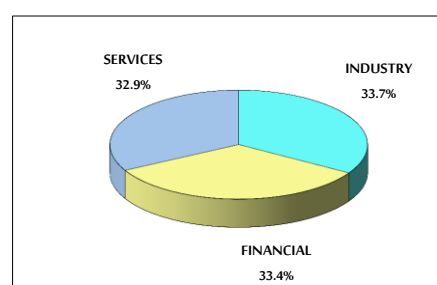
### MARKET CAPITALIZATION (JD)

	14,953,105,607	15,040,291,304	0.58%	16.52%
--	----------------	----------------	-------	--------

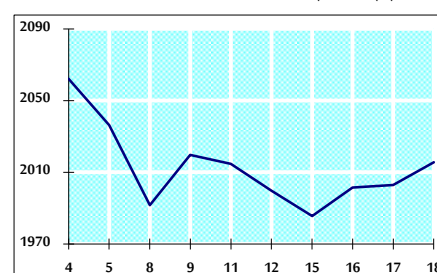
### VALUE TRADED FROM 4/8 TO 18/8/2021



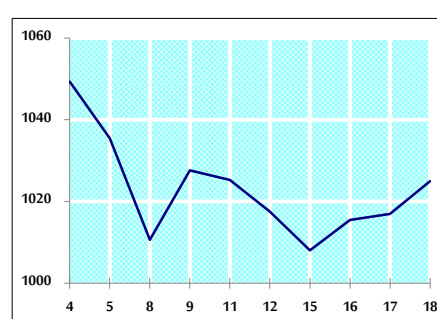
### VALUE TRADED BY SECTOR WEDNESDAY 18/8/2021



### GENERAL FREE FLOAT PRICE INDEX FROM 4/8 TO 18/8/2021



### ASE20 FREE FLOAT PRICE INDEX FROM 4/8 TO 18/8/2021



### GENERAL PRICE INDEX FROM 4/8 TO 18/8/2021

