

Daily Summary for Amman Stock Exchange

VALUE TRADED (JD)

	2020	2021	NET CHANGE	CHANGE (%)
Daily	-	6,464,151	-	-
Cumulative(2/5-6/5)	-	41,149,208	-	-
Cumulative(3/1-6/5)	284,365,212	699,564,783	415,199,571	146.01%

NO. OF SHARES TRADED

	2020	2021	NET CHANGE	CHANGE (%)
Daily	-	5,982,195	-	-
Cumulative(2/5-6/5)	-	30,725,389	-	-
Cumulative(3/1-6/5)	261,205,489	643,074,805	381,869,316	146.19%

NO. OF TRANSACTIONS

	2020	2021	NET CHANGE	CHANGE (%)
Daily	-	3,161	-	-
Cumulative(2/5-6/5)	-	18,302	-	-
Cumulative(3/1-6/5)	114,068	262,818	148,750	130.40%

SOME FINANCIAL RATIOS FOR THE ASE (6/5/2021)

SECTOR	P/E	P/BV	DIVIDEND YIELD (%)	TURNOVER (%)
FINANCIAL	29.994	0.737	3.846	0.081
SERVICES	-	1.161	2.359	0.081
INDUSTRY	21.887	1.752	3.277	0.190
OVERALL	31.632	0.924	3.530	0.094

STOCK PRICE INDEX WEIGHTED BY FREE FLOAT MARKET CAPITALIZATION (1999=1000)

	WEDNESDAY 05/05/2021	THURSDAY 06/05/2021	% CHANGE	
			DAY BEFORE	YTD
GENERAL	1811.4	1821.3	0.56%	9.90%
FINANCIAL	2241.2	2249.5	0.37%	3.58%
SERVICES	1225.2	1236.9	0.95%	7.74%
INDUSTRY	2916.5	2919.6	0.11%	37.74%

STOCK PRICE INDEX WEIGHTED BY FREE FLOAT MARKET CAPITALIZATION ASE20 (2014=1000)

	896.6	901.0	0.49%	11.72%
--	-------	-------	-------	--------

STOCK PRICE INDEX WEIGHTED BY MARKET CAPITALIZATION (1991=1000)

	WEDNESDAY 05/05/2021	THURSDAY 06/05/2021	% CHANGE	
			DAY BEFORE	YTD
GENERAL	3364.6	3365.1	0.02%	10.35%
BANKS	5477.2	5493.1	0.29%	1.52%
INSURANCE	1245.4	1246.4	0.09%	-4.79%
SERVICES	710.4	718.0	1.07%	1.95%
INDUSTRY	3850.6	3812.9	-0.98%	35.30%

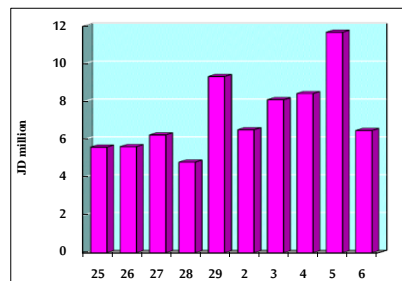
STOCK PRICE MARKET INDEX WEIGHTED BY FREE FLOAT MARKET CAP. (2012=1000)

	WEDNESDAY 05/05/2021	THURSDAY 06/05/2021	% CHANGE	
			DAY BEFORE	YTD
FIRST MARKET	958.0	962.6	0.48%	10.85%
SECOND MARKET	914.3	921.1	0.75%	5.71%

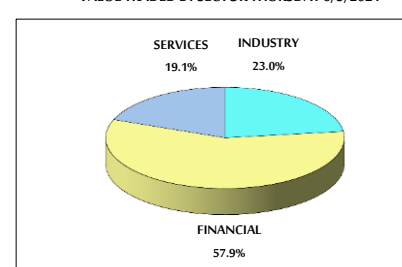
MARKET CAPITALIZATION (JD)

	14,027,502,207	14,021,525,838	-0.04%	8.63%
--	----------------	----------------	--------	-------

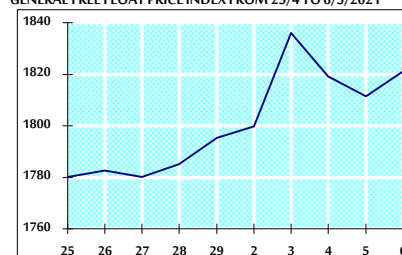
VALUE TRADED FROM 25/4 TO 6/5/2021



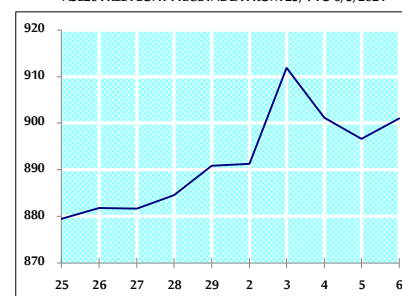
VALUE TRADED BY SECTOR THURSDAY 6/5/2021



GENERAL FREE FLOAT PRICE INDEX FROM 25/4 TO 6/5/2021



ASE20 FREE FLOAT PRICE INDEX FROM 25/4 TO 6/5/2021



GENERAL PRICE INDEX FROM 25/4 TO 6/5/2021

