

Daily Summary for Amman Stock Exchange

VALUE TRADED (JD)

	2020	2021	NET CHANGE	CHANGE (%)
Daily	2,236,777	13,008,293	10,771,516	481.56%
Cumulative (2/5-23/5)	12,611,636	126,717,972	114,106,336	904.77%
Cumulative (3/1-23/5)	296,976,848	785,133,547	488,156,699	164.38%

NO. OF SHARES TRADED

	2020	2021	NET CHANGE	CHANGE (%)
Daily	2,633,762	8,879,010	6,245,248	237.12%
Cumulative (2/5-23/5)	10,291,068	83,615,382	73,324,314	712.50%
Cumulative (3/1-23/5)	271,496,557	695,964,798	424,468,241	156.34%

NO. OF TRANSACTIONS

	2020	2021	NET CHANGE	CHANGE (%)
Daily	793	5,432	4,639	584.99%
Cumulative (2/5-23/5)	4,120	50,057	45,937	1114.98%
Cumulative (3/1-23/5)	118,188	294,573	176,385	149.24%

SOME FINANCIAL RATIOS FOR THE ASE (23/5/2021)

SECTOR	P/E	P/BV	DIVIDEND YIELD (%)	TURNOVER (%)
FINANCIAL	31.794	0.785	3.614	0.105
SERVICES	-	1.222	2.347	0.128
INDUSTRY	23.449	1.877	3.058	0.351
OVERALL	33.875	0.990	3.314	0.140

STOCK PRICE INDEX WEIGHTED BY FREE FLOAT MARKET CAPITALIZATION (1999=1000)

	THURSDAY 20/05/2021	SUNDAY 23/05/2021	% CHANGE	
			DAY BEFORE	YTD
GENERAL	1879.7	1919.6	2.13%	15.83%
FINANCIAL	2293.1	2358.4	2.85%	8.60%
SERVICES	1260.6	1263.6	0.24%	10.07%
INDUSTRY	3160.0	3207.2	1.49%	51.30%

STOCK PRICE INDEX WEIGHTED BY FREE FLOAT MARKET CAPITALIZATION ASE20 (2014=1000)

	933.3	958.1	2.65%	18.80%
--	-------	-------	-------	--------

STOCK PRICE INDEX WEIGHTED BY MARKET CAPITALIZATION (1991=1000)

	THURSDAY 20/05/2021	SUNDAY 23/05/2021	% CHANGE	
			DAY BEFORE	YTD
GENERAL	3510.0	3603.7	2.67%	18.17%
BANKS	5671.0	5906.5	4.15%	9.16%
INSURANCE	1247.5	1248.5	0.08%	-4.64%
SERVICES	747.7	755.9	1.10%	7.33%
INDUSTRY	4052.3	4093.4	1.01%	45.26%

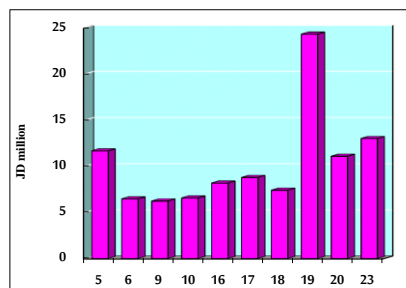
STOCK PRICE MARKET INDEX WEIGHTED BY FREE FLOAT MARKET CAP. (2012=1000)

	THURSDAY 20/05/2021	SUNDAY 23/05/2021	% CHANGE	
			DAY BEFORE	YTD
FIRST MARKET	995.4	1020.1	2.48%	17.47%
SECOND MARKET	936.1	936.9	0.09%	7.53%

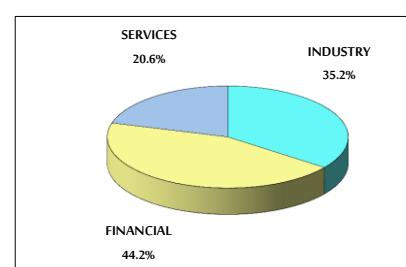
MARKET CAPITALIZATION (JD)

	14,526,919,888	14,863,687,021	2.32%	15.15%
--	----------------	----------------	-------	--------

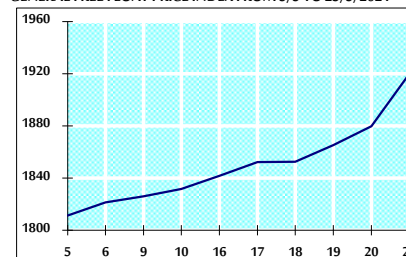
VALUE TRADED FROM 5/5 TO 23/5/2021



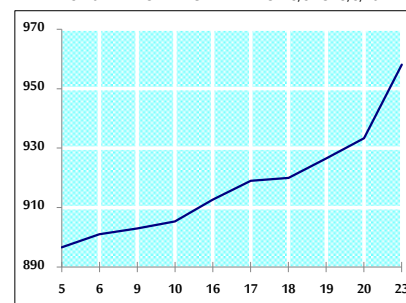
VALUE TRADED BY SECTOR SUNDAY 23/5/2021



GENERAL FREE FLOAT PRICE INDEX FROM 5/5 TO 23/5/2021



ASE20 FREE FLOAT PRICE INDEX FROM 5/5 TO 23/5/2021



GENERAL PRICE INDEX FROM 5/5 TO 23/5/2021

