

Daily Summary for Amman Stock Exchange

VALUE TRADED (JD)

	2020	2021	NET CHANGE	CHANGE (%)
Daily	-	6,777,770	-	-
Cumulative(1/4-15/4)	-	69,949,408	-	-
Cumulative(3/1-15/4)	284,365,212	595,522,884	311,157,672	109.42%

NO. OF SHARES TRADED

	2020	2021	NET CHANGE	CHANGE (%)
Daily	-	5,030,829	-	-
Cumulative(1/4-15/4)	-	67,059,584	-	-
Cumulative(3/1-15/4)	261,205,489	553,774,093	292,568,604	112.01%

NO. OF TRANSACTIONS

	2020	2021	NET CHANGE	CHANGE (%)
Daily	-	3,134	-	-
Cumulative(1/4-15/4)	-	30,956	-	-
Cumulative(3/1-15/4)	114,068	216,093	102,025	89.44%

SOME FINANCIAL RATIOS FOR THE ASE (15/4/2021)

SECTOR	P/E	P/BV	DIVIDEND YIELD (%)	TURNOVER (%)
FINANCIAL	29.421	0.725	3.965	0.069
SERVICES	-	1.145	1.941	0.066
INDUSTRY	19.152	1.528	3.574	0.159
OVERALL	30.001	0.877	3.642	0.079

STOCK PRICE INDEX WEIGHTED BY FREE FLOAT MARKET CAPITALIZATION (1999=1000)

	WEDNESDAY 14/04/2021	THURSDAY 15/04/2021	% CHANGE	
			DAY BEFORE	YTD
GENERAL	1766.0	1772.3	0.36%	6.95%
FINANCIAL	2251.2	2256.2	0.22%	3.89%
SERVICES	1191.7	1201.7	0.84%	4.68%
INDUSTRY	2561.6	2558.7	-0.11%	20.71%

STOCK PRICE INDEX WEIGHTED BY FREE FLOAT MARKET CAPITALIZATION ASE20 (2014=1000)

	869.2	872.4	0.36%	8.17%

STOCK PRICE INDEX WEIGHTED BY MARKET CAPITALIZATION (1991=1000)

	WEDNESDAY 14/04/2021	THURSDAY 15/04/2021	% CHANGE	
			DAY BEFORE	YTD
GENERAL	3169.7	3191.6	0.69%	4.66%
BANKS	5376.6	5384.9	0.15%	-0.48%
INSURANCE	1247.7	1247.1	-0.05%	-4.75%
SERVICES	717.2	718.4	0.17%	2.01%
INDUSTRY	3239.3	3306.7	2.08%	17.34%

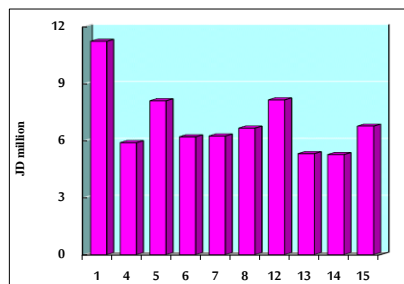
STOCK PRICE MARKET INDEX WEIGHTED BY FREE FLOAT MARKET CAP. (2012=1000)

	WEDNESDAY 14/04/2021	THURSDAY 15/04/2021	% CHANGE	
			DAY BEFORE	YTD
FIRST MARKET	930.6	933.7	0.33%	7.52%
SECOND MARKET	915.4	917.9	0.28%	5.34%

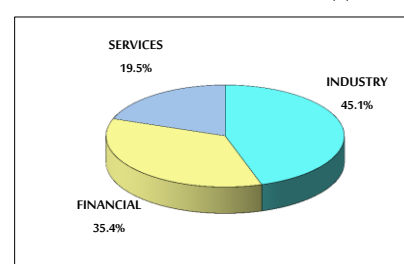
MARKET CAPITALIZATION (JD)

	13,341,830,407	13,446,480,389	0.78%	4.17%

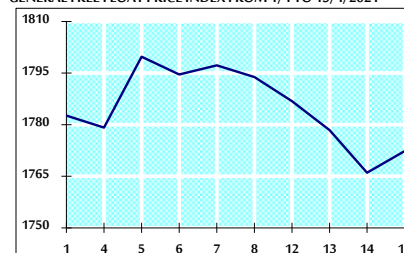
VALUE TRADED FROM 1/4 TO 15/4/2021



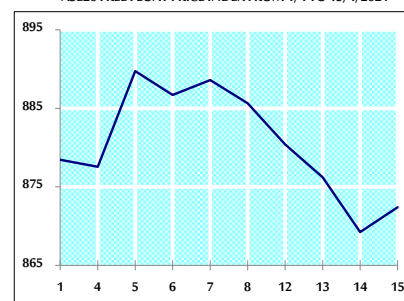
VALUE TRADED BY SECTOR THURSDAY 15/4/2021



GENERAL FREE FLOAT PRICE INDEX FROM 1/4 TO 15/4/2021



ASE20 FREE FLOAT PRICE INDEX FROM 1/4 TO 15/4/2021



GENERAL PRICE INDEX FROM 1/4 TO 15/4/2021

