

Daily Summary for Amman Stock Exchange

VALUE TRADED (JD)

	2020	2021	NET CHANGE	CHANGE (%)
Daily	-	8,159,161	-	-
Cumulative(1/4-12/4)	-	52,563,699	-	-
Cumulative(3/1-12/4)	284,365,212	578,137,175	293,771,963	103.31%

NO. OF SHARES TRADED

	2020	2021	NET CHANGE	CHANGE (%)
Daily	-	6,759,084	-	-
Cumulative(1/4-12/4)	-	49,570,660	-	-
Cumulative(3/1-12/4)	261,205,489	536,285,169	275,079,680	105.31%

NO. OF TRANSACTIONS

	2020	2021	NET CHANGE	CHANGE (%)
Daily	-	3,072	-	-
Cumulative(1/4-12/4)	-	23,082	-	-
Cumulative(3/1-12/4)	114,068	208,219	94,151	82.54%

SOME FINANCIAL RATIOS FOR THE ASE (12/4/2021)

SECTOR	P/E	P/BV	DIVIDEND YIELD (%)	TURNOVER (%)
FINANCIAL	29.477	0.727	3.957	0.085
SERVICES	-	1.150	1.932	0.154
INDUSTRY	19.747	1.575	3.466	0.143
OVERALL	30.323	0.886	3.604	0.106

STOCK PRICE INDEX WEIGHTED BY FREE FLOAT MARKET CAPITALIZATION (1999=1000)

	THURSDAY 08/04/2021	MONDAY 12/04/2021	% CHANGE	
			DAY BEFORE	YTD
GENERAL	1793.8	1786.8	-0.39%	7.82%
FINANCIAL	2272.7	2268.8	-0.17%	4.47%
SERVICES	1194.9	1196.3	0.11%	4.20%
INDUSTRY	2712.1	2652.9	-2.18%	25.15%

STOCK PRICE INDEX WEIGHTED BY FREE FLOAT MARKET CAPITALIZATION ASE20 (2014=1000)

	THURSDAY 08/04/2021	MONDAY 12/04/2021	% CHANGE
	885.7	880.4	-0.59%

STOCK PRICE INDEX WEIGHTED BY MARKET CAPITALIZATION (1991=1000)

	THURSDAY 08/04/2021	MONDAY 12/04/2021	% CHANGE	
			DAY BEFORE	YTD
GENERAL	3261.9	3225.8	-1.11%	5.78%
BANKS	5400.6	5387.7	-0.24%	-0.42%
INSURANCE	1259.6	1252.2	-0.59%	-4.35%
SERVICES	726.1	727.6	0.21%	3.32%
INDUSTRY	3524.6	3403.6	-3.43%	20.78%

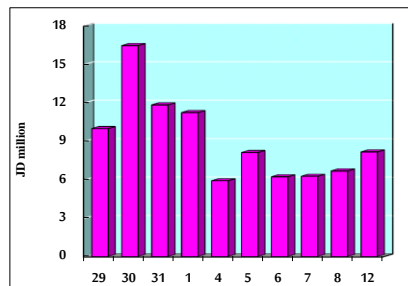
STOCK PRICE MARKET INDEX WEIGHTED BY FREE FLOAT MARKET CAP. (2012=1000)

	THURSDAY 08/04/2021	MONDAY 12/04/2021	% CHANGE	
			DAY BEFORE	YTD
FIRST MARKET	945.8	941.0	-0.50%	8.37%
SECOND MARKET	928.7	929.5	0.10%	6.68%

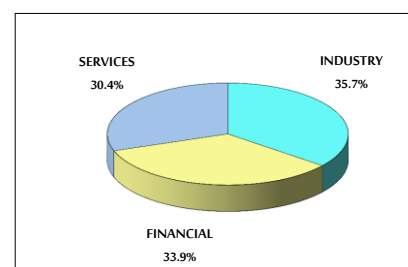
MARKET CAPITALIZATION (JD)

	THURSDAY 08/04/2021	MONDAY 12/04/2021	% CHANGE
	13,675,859,493	13,544,898,950	-0.96%

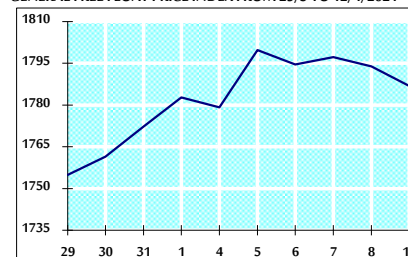
VALUE TRADED FROM 29/3 TO 12/4/2021



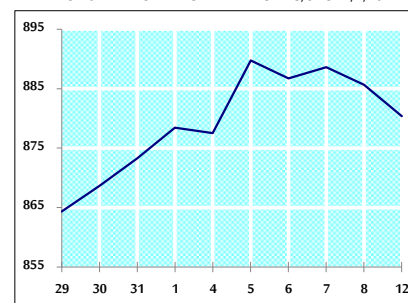
VALUE TRADED BY SECTOR MONDAY 12/4/2021



GENERAL FREE FLOAT PRICE INDEX FROM 29/3 TO 12/4/2021



ASE20 FREE FLOAT PRICE INDEX FROM 29/3 TO 12/4/2021



GENERAL PRICE INDEX FROM 29/3 TO 12/4/2021

