

## Daily Summary for Amman Stock Exchange

### VALUE TRADED (JD)

	2020	2021	NET CHANGE	CHANGE (%)
Daily	-	6,674,537	-	-
Cumulative(1/4-8/4)	-	44,404,538	-	-
Cumulative(3/1-8/4)	284,365,212	569,978,014	285,612,802	100.44%

### NO. OF SHARES TRADED

	2020	2021	NET CHANGE	CHANGE (%)
Daily	-	7,612,936	-	-
Cumulative(1/4-8/4)	-	42,811,576	-	-
Cumulative(3/1-8/4)	261,205,489	529,526,085	268,320,596	102.72%

### NO. OF TRANSACTIONS

	2020	2021	NET CHANGE	CHANGE (%)
Daily	-	2,980	-	-
Cumulative(1/4-8/4)	-	20,010	-	-
Cumulative(3/1-8/4)	114,068	205,147	91,079	79.85%

### SOME FINANCIAL RATIOS FOR THE ASE (8/4/2021)

SECTOR	P/E	P/BV	DIVIDEND YIELD (%)	TURNOVER (%)
FINANCIAL	29.625	0.728	3.902	0.108
SERVICES	-	1.147	1.937	0.090
INDUSTRY	20.466	1.633	0.904	0.235
OVERALL	30.662	0.896	2.814	0.120

### STOCK PRICE INDEX WEIGHTED BY FREE FLOAT MARKET CAPITALIZATION (1999=1000)

	WEDNESDAY 07/04/2021	THURSDAY 08/04/2021	% CHANGE	
			DAY BEFORE	YTD
GENERAL	1797.2	1793.8	-0.19%	8.24%
FINANCIAL	2274.9	2272.7	-0.10%	4.65%
SERVICES	1191.9	1194.9	0.26%	4.09%
INDUSTRY	2748.1	2712.1	-1.31%	27.94%

### STOCK PRICE INDEX WEIGHTED BY FREE FLOAT MARKET CAPITALIZATION ASE20 (2014=1000)

	888.6	885.7	-0.33%	9.82%
--	-------	-------	--------	-------

### STOCK PRICE INDEX WEIGHTED BY MARKET CAPITALIZATION (1991=1000)

	WEDNESDAY 07/04/2021	THURSDAY 08/04/2021	% CHANGE	
			DAY BEFORE	YTD
GENERAL	3271.3	3261.9	-0.29%	6.96%
BANKS	5404.7	5400.6	-0.08%	-0.19%
INSURANCE	1262.8	1259.6	-0.25%	-3.79%
SERVICES	725.2	726.1	0.12%	3.10%
INDUSTRY	3555.9	3524.6	-0.88%	25.07%

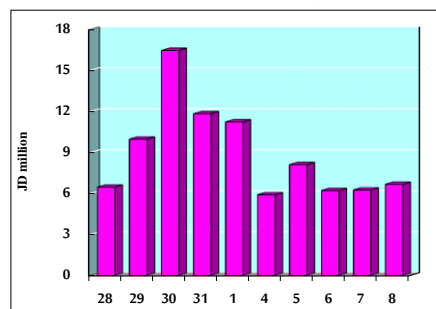
### STOCK PRICE MARKET INDEX WEIGHTED BY FREE FLOAT MARKET CAP. (2012=1000)

	WEDNESDAY 07/04/2021	THURSDAY 08/04/2021	% CHANGE	
			DAY BEFORE	YTD
FIRST MARKET	948.5	945.8	-0.28%	8.92%
SECOND MARKET	926.2	928.7	0.27%	6.57%

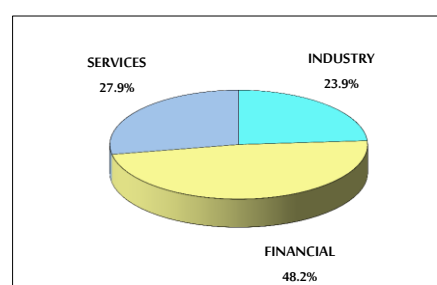
### MARKET CAPITALIZATION (JD)

	13,713,501,018	13,675,859,493	-0.27%	5.95%
--	----------------	----------------	--------	-------

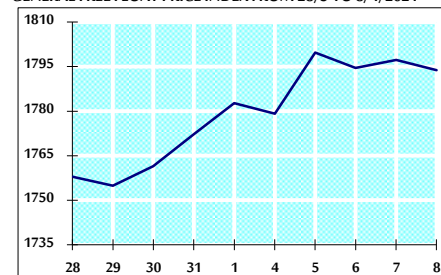
### VALUE TRADED FROM 28/3 TO 8/4/2021



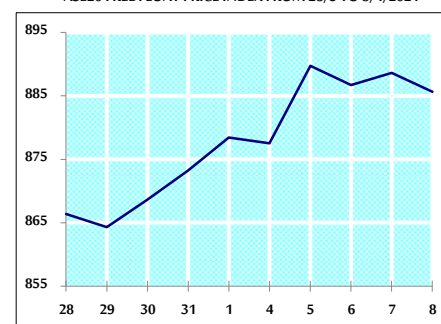
### VALUE TRADED BY SECTOR THURSDAY 8/4/2021



### GENERAL FREE FLOAT PRICE INDEX FROM 28/3 TO 8/4/2021



### ASE20 FREE FLOAT PRICE INDEX FROM 28/3 TO 8/4/2021



### GENERAL PRICE INDEX FROM 28/3 TO 8/4/2021

