

Daily Summary for Amman Stock Exchange

VALUE TRADED (JD)

	2020	2021	NET CHANGE	CHANGE (%)
Daily	-	8,110,957	-	-
Cumulative(1/4-5/4)	-	25,253,590	-	-
Cumulative(3/1-5/4)	284,365,212	550,827,066	266,461,854	93.70%

NO. OF SHARES TRADED

	2020	2021	NET CHANGE	CHANGE (%)
Daily	-	6,999,406	-	-
Cumulative(1/4-5/4)	-	21,987,119	-	-
Cumulative(3/1-5/4)	261,205,489	508,701,628	247,496,139	94.75%

NO. OF TRANSACTIONS

	2020	2021	NET CHANGE	CHANGE (%)
Daily	-	3,941	-	-
Cumulative(1/4-5/4)	-	11,017	-	-
Cumulative(3/1-5/4)	114,068	196,154	82,086	71.96%

SOME FINANCIAL RATIOS FOR THE ASE (5/4/2021)

SECTOR	P/E	P/BV	DIVIDEND YIELD (%)	TURNOVER (%)
FINANCIAL	29.678	0.730	3.895	0.107
SERVICES	-	1.154	2.024	0.104
INDUSTRY	20.837	1.700	0.867	0.141
OVERALL	30.754	0.909	2.792	0.110

STOCK PRICE INDEX WEIGHTED BY FREE FLOAT MARKET CAPITALIZATION (1999=1000)

	SUNDAY 04/04/2021	MONDAY 05/04/2021	% CHANGE	
			DAY BEFORE	YTD
GENERAL	1779.2	1799.8	1.16%	8.60%
FINANCIAL	2242.8	2258.9	0.72%	4.02%
SERVICES	1184.0	1206.0	1.86%	5.05%
INDUSTRY	2770.0	2798.7	1.04%	32.03%

STOCK PRICE INDEX WEIGHTED BY FREE FLOAT MARKET CAPITALIZATION ASE20 (2014=1000)

	877.5	889.7	1.39%	10.32%
--	-------	-------	-------	--------

STOCK PRICE INDEX WEIGHTED BY MARKET CAPITALIZATION (1991=1000)

	SUNDAY 04/04/2021	MONDAY 05/04/2021	% CHANGE	
			DAY BEFORE	YTD
GENERAL	3288.6	3307.7	0.58%	8.46%
BANKS	5387.9	5412.9	0.46%	0.04%
INSURANCE	1275.0	1265.4	-0.76%	-3.34%
SERVICES	716.3	724.4	1.13%	2.86%
INDUSTRY	3661.8	3680.8	0.52%	30.62%

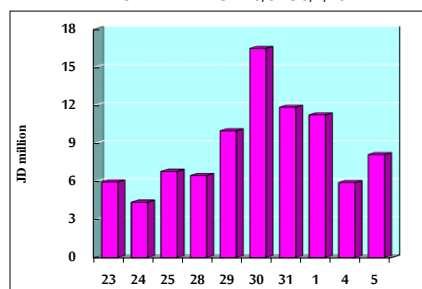
STOCK PRICE MARKET INDEX WEIGHTED BY FREE FLOAT MARKET CAP. (2012=1000)

	SUNDAY 04/04/2021	MONDAY 05/04/2021	% CHANGE	
			DAY BEFORE	YTD
FIRST MARKET	937.6	949.9	1.31%	9.38%
SECOND MARKET	921.4	923.1	0.19%	5.93%

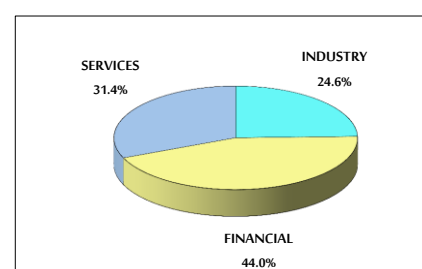
MARKET CAPITALIZATION (JD)

	13,778,817,082	13,844,942,404	0.48%	7.26%
--	----------------	----------------	-------	-------

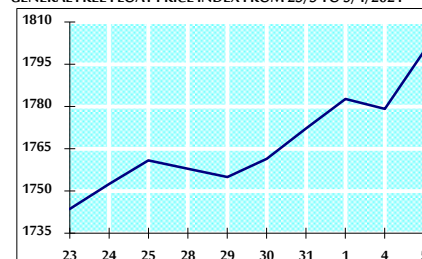
VALUE TRADED FROM 23/3 TO 5/4/2021



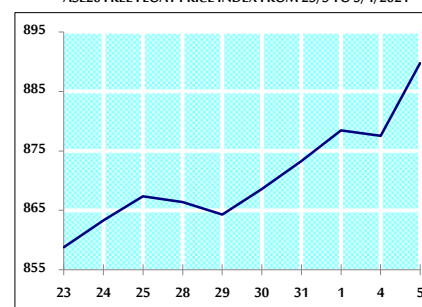
VALUE TRADED BY SECTOR MONDAY 5/4/2021



GENERAL FREE FLOAT PRICE INDEX FROM 23/3 TO 5/4/2021



ASE20 FREE FLOAT PRICE INDEX FROM 23/3 TO 5/4/2021



GENERAL PRICE INDEX FROM 23/3 TO 5/4/2021

