

Daily Summary for Amman Stock Exchange

VALUE TRADED (JD)

	2020	2021	NET CHANGE	CHANGE (%)
Daily	-	11,233,293	-	-
Cumulative(1/4-1/4)	-	11,233,293	-	-
Cumulative(3/1-1/4)	284,365,212	536,806,769	252,441,557	88.77%

NO. OF SHARES TRADED

	2020	2021	NET CHANGE	CHANGE (%)
Daily	-	8,634,524	-	-
Cumulative(1/4-1/4)	-	8,634,524	-	-
Cumulative(3/1-1/4)	261,205,489	495,349,033	234,143,544	89.64%

NO. OF TRANSACTIONS

	2020	2021	NET CHANGE	CHANGE (%)
Daily	-	3,920	-	-
Cumulative(1/4-1/4)	-	3,920	-	-
Cumulative(3/1-1/4)	114,068	189,057	74,989	65.74%

SOME FINANCIAL RATIOS FOR THE ASE (1/4/2021)

SECTOR	P/E	P/BV	DIVIDEND YIELD (%)	TURNOVER (%)
FINANCIAL	29.304	0.726	3.906	0.124
SERVICES	97.163	1.126	2.715	0.141
INDUSTRY	21.103	1.684	0.889	0.188
OVERALL	28.401	0.901	2.923	0.136

STOCK PRICE INDEX WEIGHTED BY FREE FLOAT MARKET CAPITALIZATION (1999=1000)

	WEDNESDAY 31/03/2021	THURSDAY 01/04/2021	% CHANGE	
			DAY BEFORE	YTD
GENERAL	1772.3	1782.7	0.59%	7.57%
FINANCIAL	2238.2	2246.0	0.35%	3.42%
SERVICES	1181.7	1185.0	0.28%	3.22%
INDUSTRY	2733.1	2775.3	1.54%	30.93%

STOCK PRICE INDEX WEIGHTED BY FREE FLOAT MARKET CAPITALIZATION ASE20 (2014=1000)

	873.3	878.5	0.59%	8.92%
--	-------	-------	-------	-------

STOCK PRICE INDEX WEIGHTED BY MARKET CAPITALIZATION (1991=1000)

	WEDNESDAY 31/03/2021	THURSDAY 01/04/2021	% CHANGE	
			DAY BEFORE	YTD
GENERAL	3279.4	3293.5	0.43%	8.00%
BANKS	5393.3	5399.8	0.12%	-0.20%
INSURANCE	1271.6	1262.6	-0.71%	-3.56%
SERVICES	719.0	719.0	0.00%	2.10%
INDUSTRY	3614.5	3658.4	1.22%	29.82%

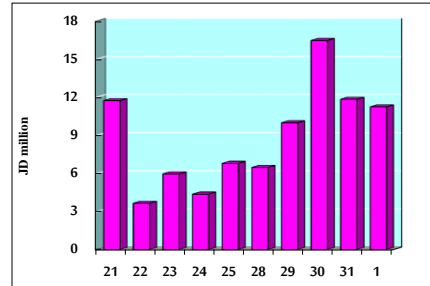
STOCK PRICE MARKET INDEX WEIGHTED BY FREE FLOAT MARKET CAP. (2012=1000)

	WEDNESDAY 31/03/2021	THURSDAY 01/04/2021	% CHANGE	
			DAY BEFORE	YTD
FIRST MARKET	933.7	938.2	0.48%	8.04%
SECOND MARKET	918.7	929.4	1.16%	6.66%

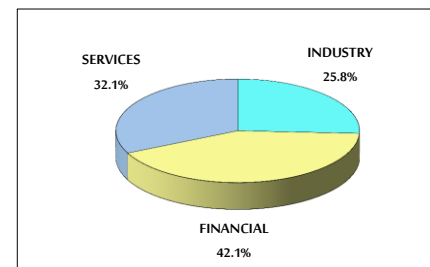
MARKET CAPITALIZATION (JD)

	13,749,592,547	13,795,829,911	0.34%	6.88%
--	----------------	----------------	-------	-------

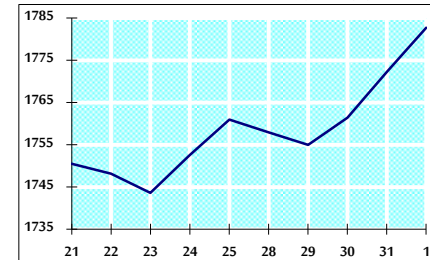
VALUE TRADED FROM 21/3 TO 1/4/2021



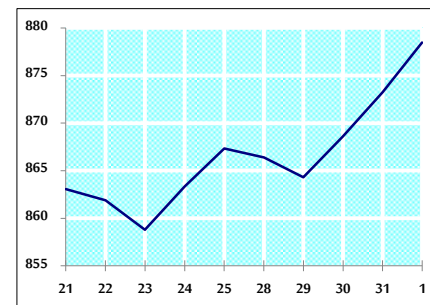
VALUE TRADED BY SECTOR THURSDAY 1/4/2021



GENERAL FREE FLOAT PRICE INDEX FROM 21/3 TO 1/4/2021



ASE20 FREE FLOAT PRICE INDEX FROM 21/3 TO 1/4/2021



GENERAL PRICE INDEX FROM 21/3 TO 1/4/2021

