

### Daily Summary for Amman Stock Exchange

VALUE TRADED ( JD )

	2020	2021	NET CHANGE	CHANGE (%)
Daily	3,591,929	5,523,264	1,931,335	53.77%
Cumulative(1/3-10/3)	40,907,594	55,920,263	15,012,669	36.70%
Cumulative(3/1-10/3)	268,227,982	404,415,141	136,187,159	50.77%

NO. OF SHARES TRADED

	2020	2021	NET CHANGE	CHANGE (%)
Daily	3,857,321	4,662,437	805,116	20.87%
Cumulative(1/3-10/3)	39,029,995	49,525,666	10,495,671	26.89%
Cumulative(3/1-10/3)	247,948,720	377,604,443	129,655,723	52.29%

NO. OF TRANSACTIONS

	2020	2021	NET CHANGE	CHANGE (%)
Daily	2,003	2,686	683	34.10%
Cumulative(1/3-10/3)	17,165	22,851	5,686	33.13%
Cumulative(3/1-10/3)	106,543	146,511	39,968	37.51%

SOME FINANCIAL RATIOS FOR THE ASE (10/3/2021)

SECTOR	P/E	P/BV	DIVIDEND YIELD (%)	TURNOVER (%)
FINANCIAL	21.163	0.737	2.341	0.055
SERVICES	12.082	1.070	4.922	0.083
INDUSTRY	20.164	1.599	3.109	0.154
OVERALL	18.403	0.900	3.064	0.073

STOCK PRICE INDEX WEIGHTED BY FREE FLOAT MARKET CAPITALIZATION (1999=1000)

	TUESDAY 09/03/2021	WEDNESDAY 10/03/2021	% CHANGE	
			DAY BEFORE	YTD
GENERAL	1751.9	1753.1	0.07%	5.78%
FINANCIAL	2222.7	2213.7	-0.40%	1.93%
SERVICES	1200.6	1204.6	0.34%	4.93%
INDUSTRY	2549.5	2591.1	1.63%	22.24%

STOCK PRICE INDEX WEIGHTED BY FREE FLOAT MARKET CAPITALIZATION ASE20 (2014=1000)

	862.2	862.3	0.01%	6.92%
--	-------	-------	-------	-------

STOCK PRICE INDEX WEIGHTED BY MARKET CAPITALIZATION (1991=1000)

	TUESDAY 09/03/2021	WEDNESDAY 10/03/2021	% CHANGE	
			DAY BEFORE	YTD
GENERAL	3254.5	3267.4	0.39%	7.14%
BANKS	5443.7	5426.6	-0.31%	0.30%
INSURANCE	1274.5	1267.9	-0.51%	-3.15%
SERVICES	703.4	707.2	0.53%	0.42%
INDUSTRY	3507.9	3563.7	1.59%	26.46%

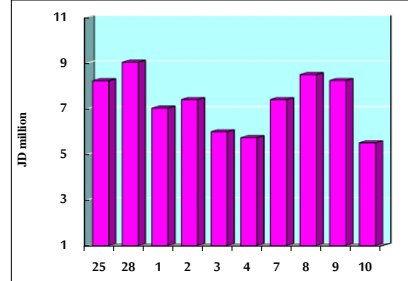
STOCK PRICE MARKET INDEX WEIGHTED BY FREE FLOAT MARKET CAP. (2012=1000)

	TUESDAY 09/03/2021	WEDNESDAY 10/03/2021	% CHANGE	
			DAY BEFORE	YTD
FIRST MARKET	924.2	924.1	-0.01%	6.42%
SECOND MARKET	894.8	901.0	0.69%	3.40%

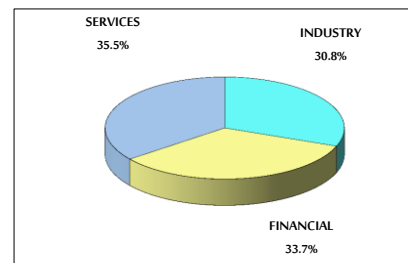
MARKET CAPITALIZATION (JD)

	13,657,544,388	13,702,177,373	0.33%	6.15%
--	----------------	----------------	-------	-------

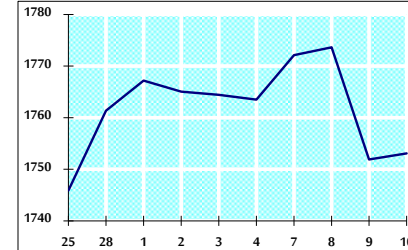
VALUE TRADED FROM 25/2 TO 10/3/2021



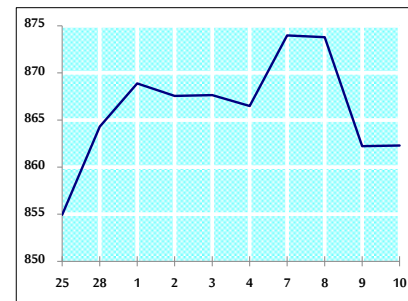
VALUE TRADED BY SECTOR WEDNESDAY 10/3/2021



GENERAL FREE FLOAT PRICE INDEX FROM 25/2 TO 10/3/2021



ASE20 FREE FLOAT PRICE INDEX FROM 25/2 TO 10/3/2021



GENERAL PRICE INDEX FROM 25/2 TO 10/3/2021

