

### Daily Summary for Amman Stock Exchange

VALUE TRADED ( JD )

	2020	2021	NET CHANGE	CHANGE (%)
Daily	6,270,384	7,419,577	1,149,193	18.33%
Cumulative(1/3-7/3)	25,922,980	33,632,510	7,709,530	29.74%
Cumulative(3/1-7/3)	253,243,368	382,127,388	128,884,020	50.89%

NO. OF SHARES TRADED

	2020	2021	NET CHANGE	CHANGE (%)
Daily	4,318,982	5,966,541	1,647,559	38.15%
Cumulative(1/3-7/3)	24,577,305	31,003,618	6,426,313	26.15%
Cumulative(3/1-7/3)	233,496,030	359,082,395	125,586,365	53.79%

NO. OF TRANSACTIONS

	2020	2021	NET CHANGE	CHANGE (%)
Daily	2,427	2,648	221	9.11%
Cumulative(1/3-7/3)	10,278	13,721	3,443	33.50%
Cumulative(3/1-7/3)	99,656	137,381	37,725	37.86%

SOME FINANCIAL RATIOS FOR THE ASE (7/3/2021)

SECTOR	P/E	P/BV	DIVIDEND YIELD (%)	TURNOVER (%)
FINANCIAL	21.427	0.742	2.332	0.048
SERVICES	12.277	1.071	4.918	0.111
INDUSTRY	21.129	1.668	2.983	0.305
OVERALL	18.874	0.916	3.018	0.094

STOCK PRICE INDEX WEIGHTED BY FREE FLOAT MARKET CAPITALIZATION (1999=1000)

	THURSDAY 04/03/2021	SUNDAY 07/03/2021	% CHANGE	
			DAY BEFORE	YTD
GENERAL	1763.5	1772.1	0.49%	6.93%
FINANCIAL	2237.3	2237.9	0.03%	3.05%
SERVICES	1184.1	1200.1	1.35%	4.53%
INDUSTRY	2647.8	2668.9	0.80%	25.91%

STOCK PRICE INDEX WEIGHTED BY FREE FLOAT MARKET CAPITALIZATION ASE20 (2014=1000)

	866.5	874.0	0.87%	8.37%
--	-------	-------	-------	-------

STOCK PRICE INDEX WEIGHTED BY MARKET CAPITALIZATION (1991=1000)

	THURSDAY 04/03/2021	SUNDAY 07/03/2021	% CHANGE	
			DAY BEFORE	YTD
GENERAL	3300.7	3323.5	0.69%	8.98%
BANKS	5473.3	5467.9	-0.10%	1.06%
INSURANCE	1266.2	1272.0	0.46%	-2.84%
SERVICES	714.3	710.8	-0.50%	0.93%
INDUSTRY	3611.2	3706.2	2.63%	31.52%

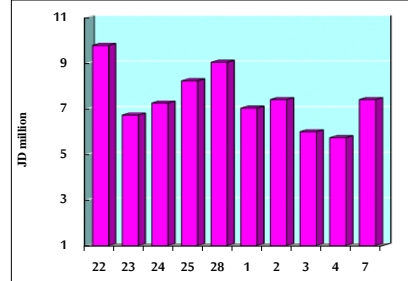
STOCK PRICE MARKET INDEX WEIGHTED BY FREE FLOAT MARKET CAP. (2012=1000)

	THURSDAY 04/03/2021	SUNDAY 07/03/2021	% CHANGE	
			DAY BEFORE	YTD
FIRST MARKET	928.7	935.7	0.76%	7.75%
SECOND MARKET	911.6	902.6	-0.98%	3.59%

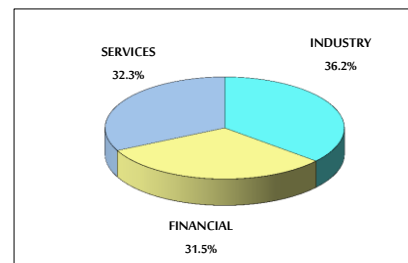
MARKET CAPITALIZATION (JD)

	13,819,331,110	13,902,677,167	0.60%	7.71%
--	----------------	----------------	-------	-------

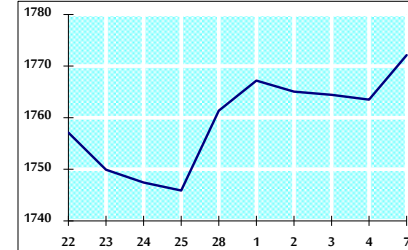
VALUE TRADED FROM 22/2 TO 7/3/2021



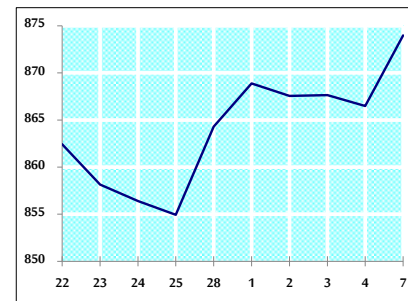
VALUE TRADED BY SECTOR SUNDAY 7/3/2021



GENERAL FREE FLOAT PRICE INDEX FROM 22/2 TO 7/3/2021



ASE20 FREE FLOAT PRICE INDEX FROM 22/2 TO 7/3/2021



GENERAL PRICE INDEX FROM 22/2 TO 7/3/2021

