

## Daily Summary for Amman Stock Exchange

### VALUE TRADED (JD)

	2020	2021	NET CHANGE	CHANGE (%)
Daily	-	9,979,296	-	-
Cumulative(1/3-29/3)	57,044,824	148,790,473	91,745,649	160.83%
Cumulative(3/1-29/3)	284,365,212	497,285,351	212,920,139	74.88%

### NO. OF SHARES TRADED

	2020	2021	NET CHANGE	CHANGE (%)
Daily	-	7,120,545	-	-
Cumulative(1/3-29/3)	52,286,764	139,517,580	87,230,816	166.83%
Cumulative(3/1-29/3)	261,205,489	467,596,357	206,390,868	79.01%

### NO. OF TRANSACTIONS

	2020	2021	NET CHANGE	CHANGE (%)
Daily	-	2,773	-	-
Cumulative(1/3-29/3)	24,690	54,084	29,394	119.05%
Cumulative(3/1-29/3)	114,068	177,744	63,676	55.82%

### SOME FINANCIAL RATIOS FOR THE ASE (29/3/2021)

SECTOR	P/E	P/BV	DIVIDEND YIELD (%)	TURNOVER (%)
FINANCIAL	21.736	0.733	2.529	0.062
SERVICES	13.810	1.071	4.884	0.105
INDUSTRY	22.652	1.511	0.644	0.391
OVERALL	19.259	0.883	2.475	0.112

### STOCK PRICE INDEX WEIGHTED BY FREE FLOAT MARKET CAPITALIZATION (1999=1000)

	SUNDAY 28/03/2021	MONDAY 29/03/2021	% CHANGE	
			DAY BEFORE	YTD
GENERAL	1758.0	1754.9	-0.17%	5.90%
FINANCIAL	2230.2	2226.7	-0.16%	2.53%
SERVICES	1190.9	1185.3	-0.47%	3.25%
INDUSTRY	2599.3	2610.3	0.42%	23.15%

### STOCK PRICE INDEX WEIGHTED BY FREE FLOAT MARKET CAPITALIZATION ASE20 (2014=1000)

	2020	2021	NET CHANGE	CHANGE (%)
	866.4	864.3	-2.1	-0.24%

### STOCK PRICE INDEX WEIGHTED BY MARKET CAPITALIZATION (1991=1000)

	SUNDAY 28/03/2021	MONDAY 29/03/2021	% CHANGE	
			DAY BEFORE	YTD
GENERAL	3235.1	3216.8	-0.57%	5.48%
BANKS	5399.1	5386.3	-0.24%	-0.45%
INSURANCE	1271.9	1274.3	0.19%	-2.66%
SERVICES	713.0	711.8	-0.16%	1.08%
INDUSTRY	3466.8	3419.2	-1.37%	21.33%

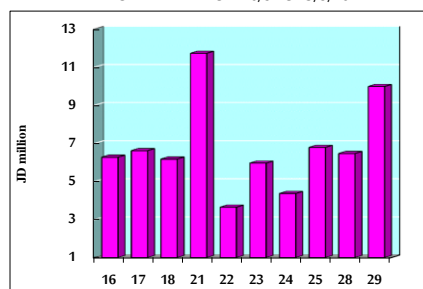
### STOCK PRICE MARKET INDEX WEIGHTED BY FREE FLOAT MARKET CAP. (2012=1000)

	SUNDAY 28/03/2021	MONDAY 29/03/2021	% CHANGE	
			DAY BEFORE	YTD
FIRST MARKET	927.7	925.7	-0.22%	6.60%
SECOND MARKET	899.5	900.7	0.13%	3.36%

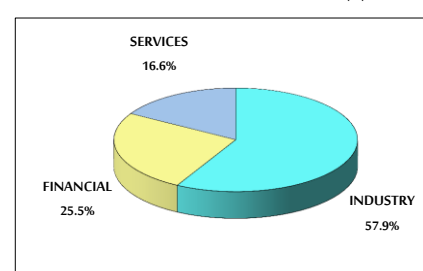
### MARKET CAPITALIZATION (JD)

	2020	2021	NET CHANGE	CHANGE (%)
	13,587,490,338	13,522,567,770	-64,922,568	-0.48%

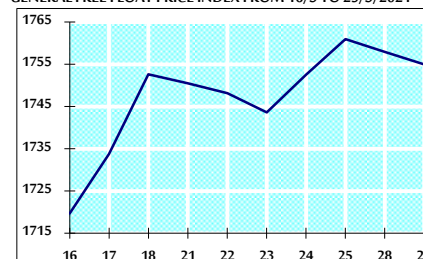
### VALUE TRADED FROM 16/3 TO 29/3/2021



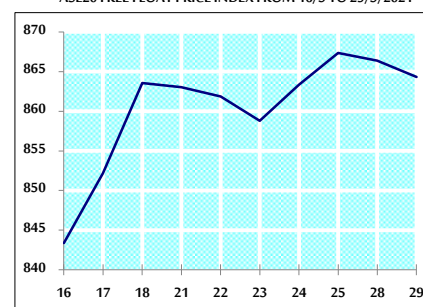
### VALUE TRADED BY SECTOR MONDAY 29/3/2021



### GENERAL FREE FLOAT PRICE INDEX FROM 16/3 TO 29/3/2021



### ASE20 FREE FLOAT PRICE INDEX FROM 16/3 TO 29/3/2021



### GENERAL PRICE INDEX FROM 16/3 TO 29/3/2021

