

Daily Summary for Amman Stock Exchange

VALUE TRADED (JD)

	2019	2020	NET CHANGE	CHANGE (%)
Daily	4,413,016	4,581,370	168,354	3.81%
Cumulative(1/10-6/10)	19,914,827	16,199,037	-3,715,790	-18.66%
Cumulative(2/1-6/10)	1,097,706,044	727,259,945	-370,446,099	-33.75%

NO. OF SHARES TRADED

	2019	2020	NET CHANGE	CHANGE (%)
Daily	3,741,973	5,006,414	1,264,441	33.79%
Cumulative(1/10-6/10)	17,232,493	21,472,902	4,240,409	24.61%
Cumulative(2/1-6/10)	920,760,156	798,899,488	-121,860,668	-13.23%

NO. OF TRANSACTIONS

	2019	2020	NET CHANGE	CHANGE (%)
Daily	2,043	1,865	-178	-8.71%
Cumulative(1/10-6/10)	8,986	7,458	-1,528	-17.00%
Cumulative(2/1-6/10)	396,325	307,061	-89,264	-22.52%

SOME FINANCIAL RATIOS FOR THE ASE (6/10/2020)

SECTOR	P/E	P/BV	DIVIDEND YIELD (%)	TURNOVER (%)
FINANCIAL	9.005	0.730	0.172	0.076
SERVICES	11.308	0.983	5.410	0.056
INDUSTRY	14.584	1.091	4.386	0.128
OVERALL	9.432	0.803	1.926	0.078

STOCK PRICE INDEX WEIGHTED BY FREE FLOAT MARKET CAPITALIZATION (1999=1000)

	MONDAY 05/10/2020	TUESDAY 06/10/2020	% CHANGE	
			DAY BEFORE	YTD
GENERAL	1576.6	1571.8	-0.31%	-13.41%
FINANCIAL	2102.8	2093.6	-0.44%	-14.55%
SERVICES	1097.0	1095.3	-0.15%	-15.29%
INDUSTRY	1868.6	1868.3	-0.02%	0.61%

STOCK PRICE INDEX WEIGHTED BY FREE FLOAT MARKET CAPITALIZATION ASE20 (2014=1000)

	768.1	764.8	-0.42%	-14.16%
--	-------	-------	--------	---------

STOCK PRICE INDEX WEIGHTED BY MARKET CAPITALIZATION (1991=1000)

	MONDAY 05/10/2020	TUESDAY 06/10/2020	% CHANGE	
			DAY BEFORE	YTD
GENERAL	2889.7	2880.2	-0.33%	-18.03%
BANKS	5341.4	5318.1	-0.44%	-25.05%
INSURANCE	1283.4	1277.4	-0.47%	-0.40%
SERVICES	672.4	670.3	-0.32%	-8.90%
INDUSTRY	2416.0	2414.3	-0.07%	-7.61%

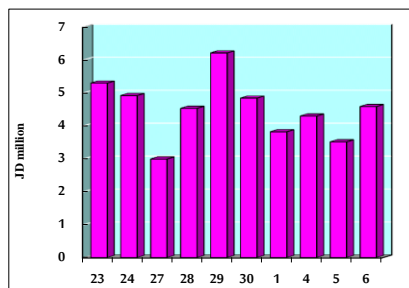
STOCK PRICE MARKET INDEX WEIGHTED BY FREE FLOAT MARKET CAP. (2012=1000)

	MONDAY 05/10/2020	TUESDAY 06/10/2020	% CHANGE	
			DAY BEFORE	YTD
FIRST MARKET	825.9	822.8	-0.38%	-13.92%
SECOND MARKET	831.8	829.8	-0.23%	-0.74%

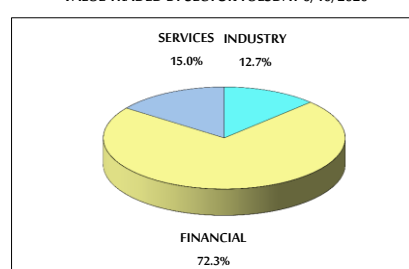
MARKET CAPITALIZATION (JD)

	12,308,298,113	12,272,083,977	-0.29%	-17.72%
--	----------------	----------------	--------	---------

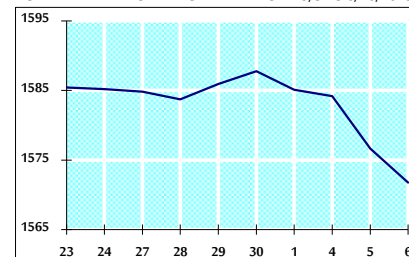
VALUE TRADED FROM 23/9 TO 6/10/2020



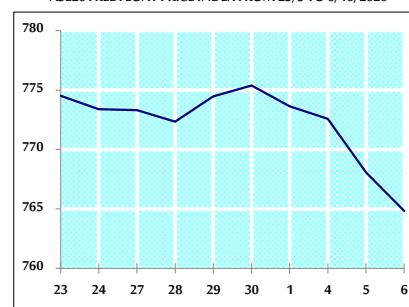
VALUE TRADED BY SECTOR TUESDAY 6/10/2020



GENERAL FREE FLOAT PRICE INDEX FROM 23/9 TO 6/10/2020



ASE20 FREE FLOAT PRICE INDEX FROM 23/9 TO 6/10/2020



GENERAL PRICE INDEX FROM 23/9 TO 6/10/2020

