

Daily Summary for Amman Stock Exchange

VALUE TRADED (JD)

	2019	2020	NET CHANGE	CHANGE (%)
Daily	4,703,110	3,926,653	-776,457	-16.51%
Cumulative(1/10-26/10)	242,625,305	71,295,654	-171,329,651	-70.61%
Cumulative(2/1-26/10)	1,320,416,522	782,356,562	-538,059,960	-40.75%

NO. OF SHARES TRADED

	2019	2020	NET CHANGE	CHANGE (%)
Daily	3,787,467	4,967,653	1,180,186	31.16%
Cumulative(1/10-26/10)	100,059,120	88,322,949	-11,736,171	-11.73%
Cumulative(2/1-26/10)	1,003,586,783	865,749,535	-137,837,248	-13.73%

NO. OF TRANSACTIONS

	2019	2020	NET CHANGE	CHANGE (%)
Daily	2,128	1,937	-191	-8.98%
Cumulative(1/10-26/10)	35,477	31,243	-4,234	-11.93%
Cumulative(2/1-26/10)	422,816	330,846	-91,970	-21.75%

SOME FINANCIAL RATIOS FOR THE ASE (26/10/2020)

SECTOR	P/E	P/BV	DIVIDEND YIELD (%)	TURNOVER (%)
FINANCIAL	8.881	0.720	0.175	0.050
SERVICES	11.243	0.977	5.441	0.123
INDUSTRY	15.107	1.130	4.234	0.155
OVERALL	9.407	0.801	1.931	0.078

STOCK PRICE INDEX WEIGHTED BY FREE FLOAT MARKET CAPITALIZATION (1999=1000)

	SUNDAY 25/10/2020	MONDAY 26/10/2020	% CHANGE	
			DAY BEFORE	YTD
GENERAL	1555.8	1554.9	-0.06%	-14.34%
FINANCIAL	2070.9	2068.6	-0.11%	-15.57%
SERVICES	1085.5	1086.2	0.07%	-16.00%
INDUSTRY	1879.4	1878.1	-0.07%	1.14%

STOCK PRICE INDEX WEIGHTED BY FREE FLOAT MARKET CAPITALIZATION ASE20 (2014=1000)

	756.4	755.8	-0.08%	-15.17%
--	-------	-------	--------	---------

STOCK PRICE INDEX WEIGHTED BY MARKET CAPITALIZATION (1991=1000)

	SUNDAY 25/10/2020	MONDAY 26/10/2020	% CHANGE	
			DAY BEFORE	YTD
GENERAL	2871.6	2872.3	0.02%	-18.26%
BANKS	5239.2	5236.3	-0.06%	-26.20%
INSURANCE	1289.8	1290.4	0.05%	0.62%
SERVICES	665.6	666.9	0.19%	-9.35%
INDUSTRY	2485.1	2487.5	0.09%	-4.81%

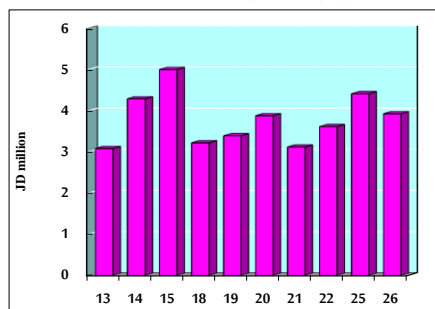
STOCK PRICE MARKET INDEX WEIGHTED BY FREE FLOAT MARKET CAP. (2012=1000)

	SUNDAY 25/10/2020	MONDAY 26/10/2020	% CHANGE	
			DAY BEFORE	YTD
FIRST MARKET	814.7	814.6	-0.02%	-14.78%
SECOND MARKET	819.0	816.5	-0.30%	-2.33%

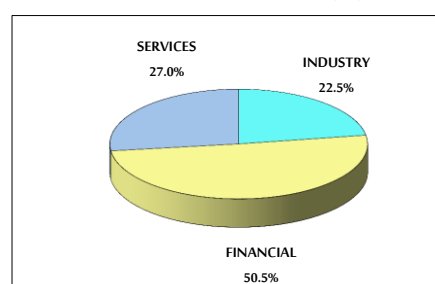
MARKET CAPITALIZATION (JD)

	12,248,312,764	12,250,769,394	0.02%	-17.86%
--	----------------	----------------	-------	---------

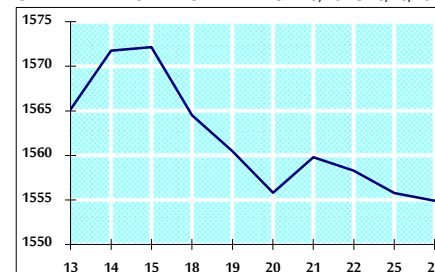
VALUE TRADED FROM 13/10 TO 26/10/2020



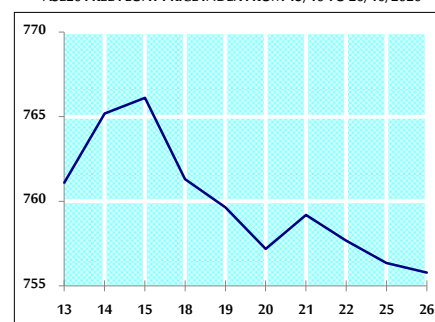
VALUE TRADED BY SECTOR MONDAY 26/10/2020



GENERAL FREE FLOAT PRICE INDEX FROM 13/10 TO 26/10/2020



ASE20 FREE FLOAT PRICE INDEX FROM 13/10 TO 26/10/2020



GENERAL PRICE INDEX FROM 13/10 TO 26/10/2020

