

Daily Summary for Amman Stock Exchange

VALUE TRADED (JD)

	2019	2020	NET CHANGE	CHANGE (%)
Daily	8,331,482	2,937,271	-5,394,211	-64.74%
Cumulative(1/7-14/7)	53,648,890	44,593,496	-9,055,394	-16.88%
Cumulative(2/1-14/7)	721,714,599	460,202,808	-261,511,791	-36.23%

NO. OF SHARES TRADED

	2019	2020	NET CHANGE	CHANGE (%)
Daily	6,480,332	3,026,861	-3,453,471	-53.29%
Cumulative(1/7-14/7)	54,281,208	53,778,486	-502,722	-0.93%
Cumulative(2/1-14/7)	588,535,884	457,105,577	-131,430,307	-22.33%

NO. OF TRANSACTIONS

	2019	2020	NET CHANGE	CHANGE (%)
Daily	2,461	1,800	-661	-26.86%
Cumulative(1/7-14/7)	28,824	17,310	-11,514	-39.95%
Cumulative(2/1-14/7)	272,259	179,948	-92,311	-33.91%

SOME FINANCIAL RATIOS FOR THE ASE (14/7/2020)

SECTOR	P/E	P/BV	DIVIDEND YIELD (%)	TURNOVER (%)
FINANCIAL	9.243	0.750	0.168	0.038
SERVICES	12.474	0.968	4.859	0.055
INDUSTRY	15.066	1.230	3.463	0.067
OVERALL	9.829	0.860	1.759	0.046

STOCK PRICE INDEX WEIGHTED BY FREE FLOAT MARKET CAPITALIZATION (1999=1000)

	MONDAY 13/07/2020	TUESDAY 14/07/2020	% CHANGE	
			DAY BEFORE	YTD
GENERAL	1588.0	1585.0	-0.19%	-12.68%
FINANCIAL	2101.0	2097.6	-0.16%	-14.38%
SERVICES	1141.9	1136.2	-0.50%	-12.13%
INDUSTRY	1795.6	1799.0	0.19%	-3.12%

STOCK PRICE INDEX WEIGHTED BY FREE FLOAT MARKET CAPITALIZATION ASE20 (2014=1000)

	780.1	778.0	-0.26%	-12.67%
--	-------	-------	--------	---------

STOCK PRICE INDEX WEIGHTED BY MARKET CAPITALIZATION (1991=1000)

	MONDAY 13/07/2020	TUESDAY 14/07/2020	% CHANGE	
			DAY BEFORE	YTD
GENERAL	2912.0	2907.8	-0.15%	-17.25%
BANKS	5545.9	5513.2	-0.59%	-22.30%
INSURANCE	1311.5	1311.5	0.00%	2.26%
SERVICES	664.8	665.4	0.10%	-9.56%
INDUSTRY	2312.9	2326.8	0.60%	-10.96%

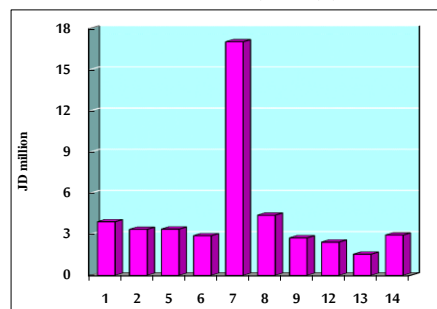
STOCK PRICE MARKET INDEX WEIGHTED BY FREE FLOAT MARKET CAP. (2012=1000)

	MONDAY 13/07/2020	TUESDAY 14/07/2020	% CHANGE	
			DAY BEFORE	YTD
FIRST MARKET	839.2	837.3	-0.23%	-12.40%
SECOND MARKET	756.6	757.6	0.13%	-9.38%

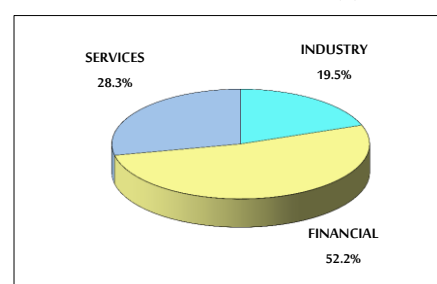
MARKET CAPITALIZATION (JD)

	12,401,339,790	12,384,146,999	-0.14%	-16.97%
--	----------------	----------------	--------	---------

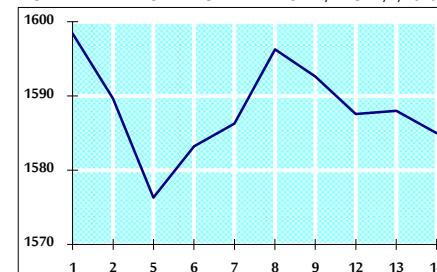
VALUE TRADED FROM 1/7 TO 14/7/2020



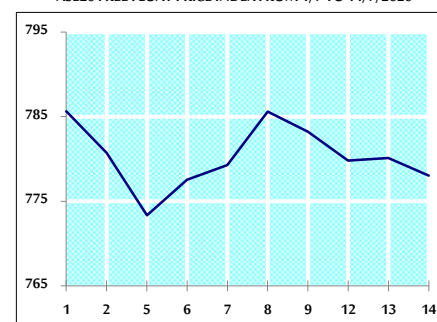
VALUE TRADED BY SECTOR TUESDAY 14/7/2020



GENERAL FREE FLOAT PRICE INDEX FROM 1/7 TO 14/7/2020



ASE20 FREE FLOAT PRICE INDEX FROM 1/7 TO 14/7/2020



GENERAL PRICE INDEX FROM 1/7 TO 14/7/2020

