

Daily Summary for Amman Stock Exchange

VALUE TRADED (JD)

	2019	2020	NET CHANGE	CHANGE (%)
Daily	5,328,500	2,738,154	-2,590,346	-48.61%
Cumulative(1/7-9/7)	36,164,323	37,683,176	1,518,853	4.20%
Cumulative(2/1-9/7)	704,230,032	453,292,488	-250,937,544	-35.63%

NO. OF SHARES TRADED

	2019	2020	NET CHANGE	CHANGE (%)
Daily	5,515,575	2,996,886	-2,518,689	-45.67%
Cumulative(1/7-9/7)	37,908,890	45,689,090	7,780,200	20.52%
Cumulative(2/1-9/7)	572,163,566	449,016,181	-123,147,385	-21.52%

NO. OF TRANSACTIONS

	2019	2020	NET CHANGE	CHANGE (%)
Daily	2,797	1,747	-1,050	-37.54%
Cumulative(1/7-9/7)	21,198	12,644	-8,554	-40.35%
Cumulative(2/1-9/7)	264,633	175,282	-89,351	-33.76%

SOME FINANCIAL RATIOS FOR THE ASE (9/7/2020)

SECTOR	P/E	P/BV	DIVIDEND YIELD (%)	TURNOVER (%)
FINANCIAL	9.334	0.757	0.166	0.042
SERVICES	12.465	0.967	4.862	0.036
INDUSTRY	15.033	1.227	3.471	0.079
OVERALL	9.883	0.864	1.750	0.045

STOCK PRICE INDEX WEIGHTED BY FREE FLOAT MARKET CAPITALIZATION (1999=1000)

	WEDNESDAY 08/07/2020	THURSDAY 09/07/2020	% CHANGE	
			DAY BEFORE	YTD
GENERAL	1596.3	1592.6	-0.23%	-12.26%
FINANCIAL	2114.7	2110.8	-0.19%	-13.84%
SERVICES	1148.0	1140.8	-0.63%	-11.78%
INDUSTRY	1795.1	1798.7	0.20%	-3.14%

STOCK PRICE INDEX WEIGHTED BY FREE FLOAT MARKET CAPITALIZATION ASE20 (2014=1000)

	WEDNESDAY 08/07/2020	THURSDAY 09/07/2020	% CHANGE
	785.6	783.2	-0.30%

STOCK PRICE INDEX WEIGHTED BY MARKET CAPITALIZATION (1991=1000)

	WEDNESDAY 08/07/2020	THURSDAY 09/07/2020	% CHANGE	
			DAY BEFORE	YTD
GENERAL	2926.0	2923.8	-0.08%	-16.79%
BANKS	5587.5	5580.7	-0.12%	-21.35%
INSURANCE	1313.6	1312.9	-0.05%	2.37%
SERVICES	662.5	662.3	-0.03%	-9.98%
INDUSTRY	2322.2	2322.0	-0.01%	-11.14%

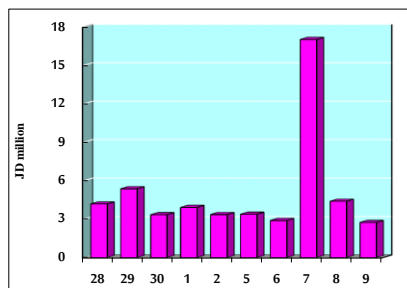
STOCK PRICE MARKET INDEX WEIGHTED BY FREE FLOAT MARKET CAP. (2012=1000)

	WEDNESDAY 08/07/2020	THURSDAY 09/07/2020	% CHANGE	
			DAY BEFORE	YTD
FIRST MARKET	844.7	842.2	-0.29%	-11.89%
SECOND MARKET	754.3	756.4	0.27%	-9.53%

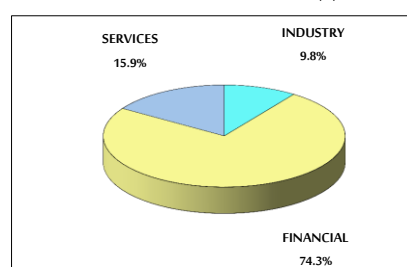
MARKET CAPITALIZATION (JD)

	2019	2020	% CHANGE
	12,459,335,062	12,447,819,463	-0.09%

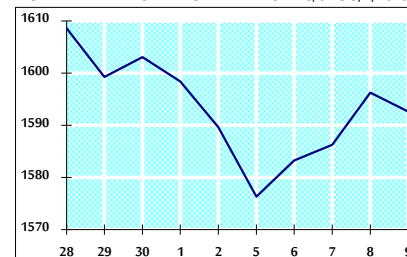
VALUE TRADED FROM 28/6 TO 9/7/2020



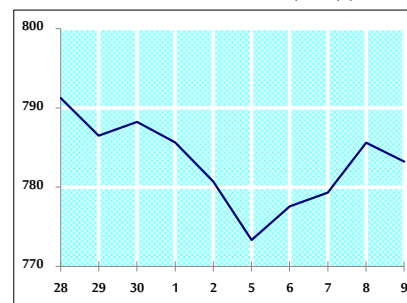
VALUE TRADED BY SECTOR THURSDAY 9/7/2020



GENERAL FREE FLOAT PRICE INDEX FROM 28/6 TO 9/7/2020



ASE20 FREE FLOAT PRICE INDEX FROM 28/6 TO 9/7/2020



GENERAL PRICE INDEX FROM 28/6 TO 9/7/2020

