

## Daily Summary for Amman Stock Exchange

### VALUE TRADED (JD)

	2019	2020	NET CHANGE	CHANGE (%)
Daily	14,000,670	3,542,205	-10,458,465	-74.70%
Cumulative(1/7-15/7)	67,649,560	48,135,701	-19,513,859	-28.85%
Cumulative(2/1-15/7)	735,715,269	463,745,013	-271,970,256	-36.97%

### NO. OF SHARES TRADED

	2019	2020	NET CHANGE	CHANGE (%)
Daily	9,087,647	3,536,207	-5,551,440	-61.09%
Cumulative(1/7-15/7)	63,368,855	57,314,693	-6,054,162	-9.55%
Cumulative(2/1-15/7)	597,623,531	460,641,784	-136,981,747	-22.92%

### NO. OF TRANSACTIONS

	2019	2020	NET CHANGE	CHANGE (%)
Daily	2,548	1,866	-682	-26.77%
Cumulative(1/7-15/7)	31,372	19,176	-12,196	-38.88%
Cumulative(2/1-15/7)	274,807	181,814	-92,993	-33.84%

### SOME FINANCIAL RATIOS FOR THE ASE (15/7/2020)

SECTOR	P/E	P/BV	DIVIDEND YIELD (%)	TURNOVER (%)
FINANCIAL	9.178	0.744	0.169	0.045
SERVICES	12.502	0.970	4.848	0.059
INDUSTRY	14.851	1.212	3.513	0.086
OVERALL	9.752	0.853	1.773	0.053

### STOCK PRICE INDEX WEIGHTED BY FREE FLOAT MARKET CAPITALIZATION (1999=1000)

	TUESDAY 14/07/2020	WEDNESDAY 15/07/2020	% CHANGE	
			DAY BEFORE	YTD
GENERAL	1585.0	1579.2	-0.37%	-13.00%
FINANCIAL	2097.6	2089.0	-0.41%	-14.73%
SERVICES	1136.2	1135.6	-0.06%	-12.18%
INDUSTRY	1799.0	1790.0	-0.50%	-3.60%

### STOCK PRICE INDEX WEIGHTED BY FREE FLOAT MARKET CAPITALIZATION ASE20 (2014=1000)

	778.0	773.9	-0.54%	-13.14%
--	-------	-------	--------	---------

### STOCK PRICE INDEX WEIGHTED BY MARKET CAPITALIZATION (1991=1000)

	TUESDAY 14/07/2020	WEDNESDAY 15/07/2020	% CHANGE	
			DAY BEFORE	YTD
GENERAL	2907.8	2884.8	-0.79%	-17.90%
BANKS	5513.2	5465.5	-0.86%	-22.97%
INSURANCE	1311.5	1309.6	-0.14%	2.11%
SERVICES	665.4	668.0	0.39%	-9.21%
INDUSTRY	2326.8	2295.2	-1.36%	-12.17%

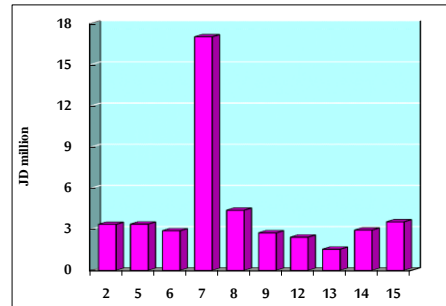
### STOCK PRICE MARKET INDEX WEIGHTED BY FREE FLOAT MARKET CAP. (2012=1000)

	TUESDAY 14/07/2020	WEDNESDAY 15/07/2020	% CHANGE	
			DAY BEFORE	YTD
FIRST MARKET	837.3	833.2	-0.48%	-12.83%
SECOND MARKET	757.6	761.9	0.56%	-8.87%

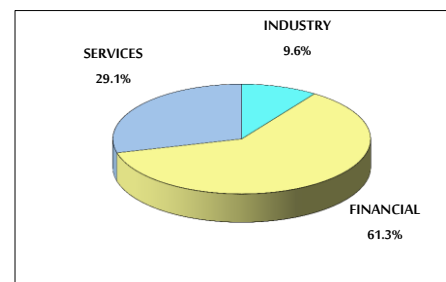
### MARKET CAPITALIZATION (JD)

	12,384,146,999	12,293,460,168	-0.73%	-17.58%
--	----------------	----------------	--------	---------

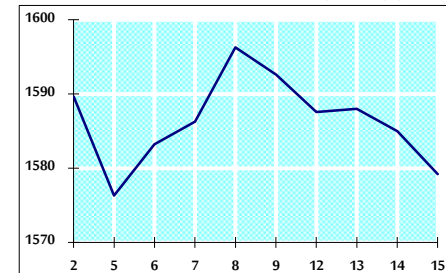
### VALUE TRADED FROM 2/7 TO 15/7/2020



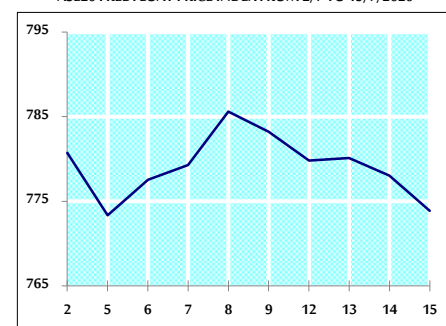
### VALUE TRADED BY SECTOR WEDNESDAY 15/7/2020



### GENERAL FREE FLOAT PRICE INDEX FROM 2/7 TO 15/7/2020



### ASE20 FREE FLOAT PRICE INDEX FROM 2/7 TO 15/7/2020



### GENERAL PRICE INDEX FROM 2/7 TO 15/7/2020

