

Daily Summary for Amman Stock Exchange

VALUE TRADED (JD)

	2019	2020	NET CHANGE	CHANGE (%)
Daily	8,261,999	3,042,733	-5,219,266	-63.17%
Cumulative(1/6-18/6)	74,129,539	64,372,412	-9,757,127	-13.16%
Cumulative(2/1-18/6)	645,014,373	380,004,881	-265,009,492	-41.09%

NO. OF SHARES TRADED

	2019	2020	NET CHANGE	CHANGE (%)
Daily	6,676,428	4,540,121	-2,136,307	-32.00%
Cumulative(1/6-18/6)	73,860,200	75,568,764	1,708,564	2.31%
Cumulative(2/1-18/6)	515,290,672	364,630,978	-150,659,694	-29.24%

NO. OF TRANSACTIONS

	2019	2020	NET CHANGE	CHANGE (%)
Daily	3,145	1,533	-1,612	-51.26%
Cumulative(1/6-18/6)	35,853	24,248	-11,605	-32.37%
Cumulative(2/1-18/6)	235,396	148,672	-86,724	-36.84%

SOME FINANCIAL RATIOS FOR THE ASE (18/6/2020)

SECTOR	P/E	P/BV	DIVIDEND YIELD (%)	TURNOVER (%)
FINANCIAL	9.648	0.782	0.172	0.038
SERVICES	12.840	0.993	4.480	0.035
INDUSTRY	15.172	1.239	3.362	0.291
OVERALL	10.160	0.888	1.647	0.068

STOCK PRICE INDEX WEIGHTED BY FREE FLOAT MARKET CAPITALIZATION (1999=1000)

	WEDNESDAY 17/06/2020	THURSDAY 18/06/2020	% CHANGE	
			DAY BEFORE	YTD
GENERAL	1626.6	1632.8	0.38%	-10.05%
FINANCIAL	2152.9	2151.7	-0.06%	-12.17%
SERVICES	1174.0	1190.4	1.40%	-7.94%
INDUSTRY	1812.0	1815.8	0.21%	-2.22%

STOCK PRICE INDEX WEIGHTED BY FREE FLOAT MARKET CAPITALIZATION ASE20 (2014=1000)

	800.1	803.3	0.40%	-9.84%
--	-------	-------	-------	--------

STOCK PRICE INDEX WEIGHTED BY MARKET CAPITALIZATION (1991=1000)

	WEDNESDAY 17/06/2020	THURSDAY 18/06/2020	% CHANGE	
			DAY BEFORE	YTD
GENERAL	2999.4	3005.5	0.20%	-14.47%
BANKS	5797.7	5794.7	-0.05%	-18.33%
INSURANCE	1328.6	1328.6	0.00%	3.59%
SERVICES	669.7	674.9	0.77%	-8.27%
INDUSTRY	2343.1	2352.6	0.41%	-9.97%

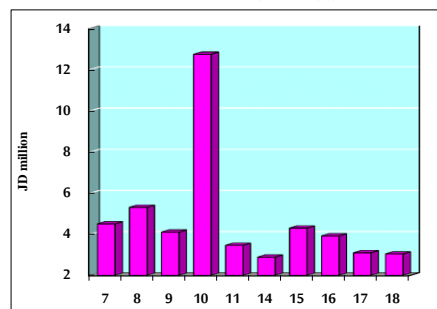
STOCK PRICE MARKET INDEX WEIGHTED BY FREE FLOAT MARKET CAP. (2012=1000)

	WEDNESDAY 17/06/2020	THURSDAY 18/06/2020	% CHANGE	
			DAY BEFORE	YTD
FIRST MARKET	862.3	865.2	0.34%	-9.48%
SECOND MARKET	756.3	760.6	0.57%	-9.02%

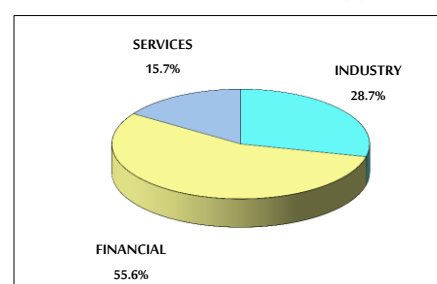
MARKET CAPITALIZATION (JD)

	12,752,464,486	12,775,747,098	0.18%	-14.34%
--	----------------	----------------	-------	---------

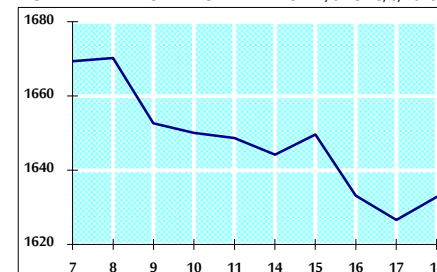
VALUE TRADED FROM 7/6 TO 18/6/2020



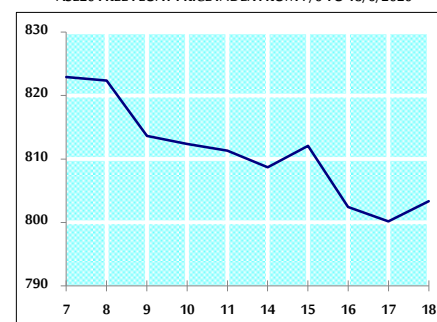
VALUE TRADED BY SECTOR THURSDAY 18/6/2020



GENERAL FREE FLOAT PRICE INDEX FROM 7/6 TO 18/6/2020



ASE20 FREE FLOAT PRICE INDEX FROM 7/6 TO 18/6/2020



GENERAL PRICE INDEX FROM 7/6 TO 18/6/2020

