

Daily Summary for Amman Stock Exchange

VALUE TRADED (JD)

	2019	2020	NET CHANGE	CHANGE (%)
Daily	7,380,132	3,100,605	-4,279,527	-57.99%
Cumulative(1/6-17/6)	65,867,540	61,329,679	-4,537,861	-6.89%
Cumulative(2/1-17/6)	636,752,374	376,962,148	-259,790,226	-40.80%

NO. OF SHARES TRADED

	2019	2020	NET CHANGE	CHANGE (%)
Daily	6,555,909	3,740,620	-2,815,289	-42.94%
Cumulative(1/6-17/6)	67,183,772	71,028,643	3,844,871	5.72%
Cumulative(2/1-17/6)	508,614,244	360,090,857	-148,523,387	-29.20%

NO. OF TRANSACTIONS

	2019	2020	NET CHANGE	CHANGE (%)
Daily	3,381	1,599	-1,782	-52.71%
Cumulative(1/6-17/6)	32,708	22,715	-9,993	-30.55%
Cumulative(2/1-17/6)	232,251	147,139	-85,112	-36.65%

SOME FINANCIAL RATIOS FOR THE ASE (17/6/2020)

SECTOR	P/E	P/BV	DIVIDEND YIELD (%)	TURNOVER (%)
FINANCIAL	9.652	0.783	0.172	0.040
SERVICES	12.712	0.984	4.525	0.066
INDUSTRY	15.139	1.236	3.369	0.122
OVERALL	10.139	0.887	1.650	0.056

STOCK PRICE INDEX WEIGHTED BY FREE FLOAT MARKET CAPITALIZATION (1999=1000)

	TUESDAY 16/06/2020	WEDNESDAY 17/06/2020	% CHANGE	
			DAY BEFORE	YTD
GENERAL	1633.1	1626.6	-0.40%	-10.39%
FINANCIAL	2155.4	2152.9	-0.12%	-12.12%
SERVICES	1188.7	1174.0	-1.23%	-9.21%
INDUSTRY	1809.1	1812.0	0.16%	-2.42%

STOCK PRICE INDEX WEIGHTED BY FREE FLOAT MARKET CAPITALIZATION ASE20 (2014=1000)

	802.4	800.1	-0.28%	-10.19%
--	-------	-------	--------	---------

STOCK PRICE INDEX WEIGHTED BY MARKET CAPITALIZATION (1991=1000)

	TUESDAY 16/06/2020	WEDNESDAY 17/06/2020	% CHANGE	
			DAY BEFORE	YTD
GENERAL	2998.2	2999.4	0.04%	-14.64%
BANKS	5777.6	5797.7	0.35%	-18.29%
INSURANCE	1329.7	1328.6	-0.08%	3.59%
SERVICES	674.3	669.7	-0.69%	-8.97%
INDUSTRY	2346.8	2343.1	-0.16%	-10.34%

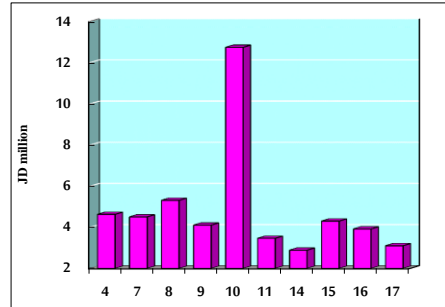
STOCK PRICE MARKET INDEX WEIGHTED BY FREE FLOAT MARKET CAP. (2012=1000)

	TUESDAY 16/06/2020	WEDNESDAY 17/06/2020	% CHANGE	
			DAY BEFORE	YTD
FIRST MARKET	865.2	862.3	-0.33%	-9.78%
SECOND MARKET	760.2	756.3	-0.52%	-9.54%

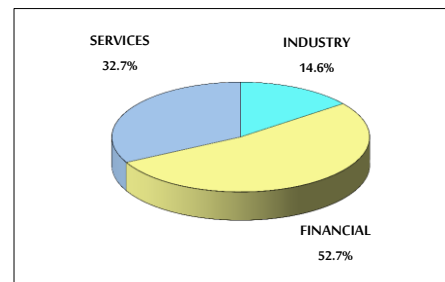
MARKET CAPITALIZATION (JD)

	12,764,252,411	12,752,464,486	-0.09%	-14.50%
--	----------------	----------------	--------	---------

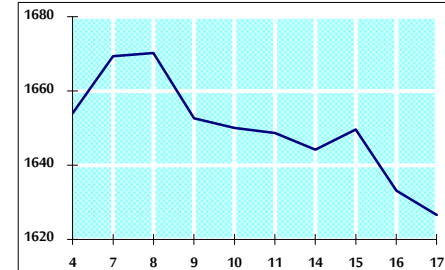
VALUE TRADED FROM 4/6 TO 17/6/2020



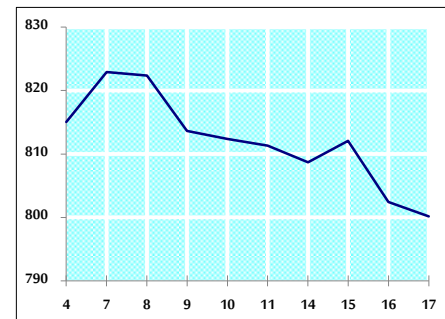
VALUE TRADED BY SECTOR WEDNESDAY 17/6/2020



GENERAL FREE FLOAT PRICE INDEX FROM 4/6 TO 17/6/2020



ASE20 FREE FLOAT PRICE INDEX FROM 4/6 TO 17/6/2020



GENERAL PRICE INDEX FROM 4/6 TO 17/6/2020

