

Daily Summary for Amman Stock Exchange

VALUE TRADED (JD)

	2019	2020	NET CHANGE	CHANGE (%)
Daily	7,896,010	3,918,145	-3,977,865	-50.38%
Cumulative(1/6-16/6)	58,487,408	58,229,074	-258,334	-0.44%
Cumulative(2/1-16/6)	629,372,242	373,861,543	-255,510,699	-40.60%

NO. OF SHARES TRADED

	2019	2020	NET CHANGE	CHANGE (%)
Daily	7,804,499	4,110,854	-3,693,645	-47.33%
Cumulative(1/6-16/6)	60,627,863	67,288,023	6,660,160	10.99%
Cumulative(2/1-16/6)	502,058,335	356,350,237	-145,708,098	-29.02%

NO. OF TRANSACTIONS

	2019	2020	NET CHANGE	CHANGE (%)
Daily	3,297	1,411	-1,886	-57.20%
Cumulative(1/6-16/6)	29,327	21,116	-8,211	-28.00%
Cumulative(2/1-16/6)	228,870	145,540	-83,330	-36.41%

SOME FINANCIAL RATIOS FOR THE ASE (16/6/2020)

SECTOR	P/E	P/BV	DIVIDEND YIELD (%)	TURNOVER (%)
FINANCIAL	9.638	0.782	0.172	0.053
SERVICES	12.801	0.990	4.493	0.026
INDUSTRY	16.006	1.235	3.357	0.168
OVERALL	10.137	0.887	1.651	0.061

STOCK PRICE INDEX WEIGHTED BY FREE FLOAT MARKET CAPITALIZATION (1999=1000)

	MONDAY 15/06/2020	TUESDAY 16/06/2020	% CHANGE	
			DAY BEFORE	YTD
GENERAL	1649.6	1633.1	-1.00%	-10.03%
FINANCIAL	2165.8	2155.4	-0.48%	-12.02%
SERVICES	1212.2	1188.7	-1.94%	-8.07%
INDUSTRY	1824.2	1809.1	-0.83%	-2.58%

STOCK PRICE INDEX WEIGHTED BY FREE FLOAT MARKET CAPITALIZATION ASE20 (2014=1000)

	812.1	802.4	-1.19%	-9.94%
--	-------	-------	--------	--------

STOCK PRICE INDEX WEIGHTED BY MARKET CAPITALIZATION (1991=1000)

	MONDAY 15/06/2020	TUESDAY 16/06/2020	% CHANGE	
			DAY BEFORE	YTD
GENERAL	3036.9	2998.2	-1.28%	-14.67%
BANKS	5824.6	5777.6	-0.81%	-18.58%
INSURANCE	1333.7	1329.7	-0.30%	3.68%
SERVICES	677.9	674.3	-0.53%	-8.34%
INDUSTRY	2411.8	2346.8	-2.70%	-10.19%

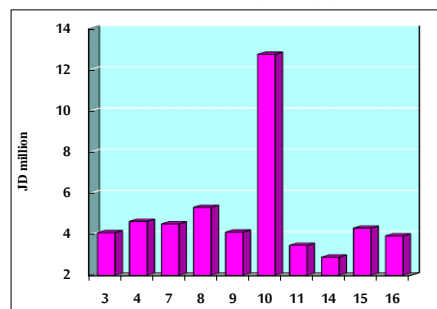
STOCK PRICE MARKET INDEX WEIGHTED BY FREE FLOAT MARKET CAP. (2012=1000)

	MONDAY 15/06/2020	TUESDAY 16/06/2020	% CHANGE	
			DAY BEFORE	YTD
FIRST MARKET	874.8	865.2	-1.11%	-9.49%
SECOND MARKET	762.5	760.2	-0.30%	-9.07%

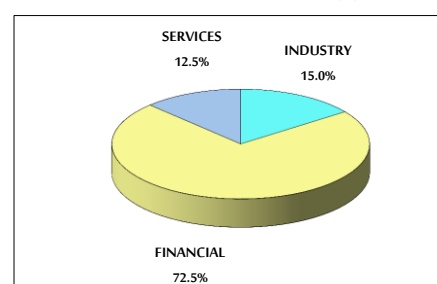
MARKET CAPITALIZATION (JD)

	12,937,331,151	12,764,252,411	-1.34%	-14.42%
--	----------------	----------------	--------	---------

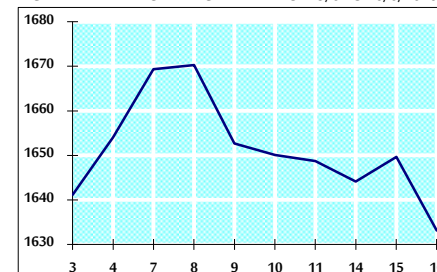
VALUE TRADED FROM 3/6 TO 16/6/2020



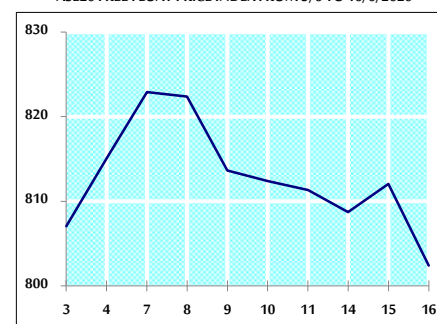
VALUE TRADED BY SECTOR TUESDAY 16/6/2020



GENERAL FREE FLOAT PRICE INDEX FROM 3/6 TO 16/6/2020



ASE20 FREE FLOAT PRICE INDEX FROM 3/6 TO 16/6/2020



GENERAL PRICE INDEX FROM 3/6 TO 16/6/2020

