

Daily Summary for Amman Stock Exchange

VALUE TRADED (JD)

	2019	2020	NET CHANGE	CHANGE (%)
Daily	2,747,038	1,522,028	-1,225,010	-44.59%
Cumulative(1/5-20/5)	50,827,635	14,133,664	-36,693,971	-72.19%
Cumulative(2/1-20/5)	538,954,179	298,498,876	-240,455,303	-44.62%

NO. OF SHARES TRADED

	2019	2020	NET CHANGE	CHANGE (%)
Daily	3,058,130	1,268,049	-1,790,081	-58.54%
Cumulative(1/5-20/5)	48,942,317	11,559,117	-37,383,200	-76.38%
Cumulative(2/1-20/5)	410,495,377	272,764,606	-137,730,771	-33.55%

NO. OF TRANSACTIONS

	2019	2020	NET CHANGE	CHANGE (%)
Daily	1,664	615	-1,049	-63.04%
Cumulative(1/5-20/5)	23,277	4,735	-18,542	-79.66%
Cumulative(2/1-20/5)	187,090	118,803	-68,287	-36.50%

SOME FINANCIAL RATIOS FOR THE ASE (20/5/2020)

SECTOR	P/E	P/BV	DIVIDEND YIELD (%)	TURNOVER (%)
FINANCIAL	8.906	0.733	0.297	0.018
SERVICES	13.099	1.009	5.235	0.008
INDUSTRY	14.945	1.282	4.154	0.042
OVERALL	9.608	0.860	2.067	0.019

STOCK PRICE INDEX WEIGHTED BY FREE FLOAT MARKET CAPITALIZATION (1999=1000)

	TUESDAY 19/05/2020	WEDNESDAY 20/05/2020	% CHANGE	
			DAY BEFORE	YTD
GENERAL	1568.6	1571.6	0.19%	-13.42%
FINANCIAL	2040.2	2040.1	-0.01%	-16.73%
SERVICES	1157.3	1164.5	0.62%	-9.94%
INDUSTRY	1826.9	1828.0	0.06%	-1.56%

STOCK PRICE INDEX WEIGHTED BY FREE FLOAT MARKET CAPITALIZATION ASE20 (2014=1000)

	761.0	763.3	0.30%	-14.33%
--	-------	-------	-------	---------

STOCK PRICE INDEX WEIGHTED BY MARKET CAPITALIZATION (1991=1000)

	TUESDAY 19/05/2020	WEDNESDAY 20/05/2020	% CHANGE	
			DAY BEFORE	YTD
GENERAL	2887.1	2894.9	0.27%	-17.61%
BANKS	5370.1	5391.3	0.40%	-24.02%
INSURANCE	1314.0	1317.8	0.29%	2.75%
SERVICES	688.8	688.0	-0.11%	-6.48%
INDUSTRY	2341.8	2347.7	0.25%	-10.16%

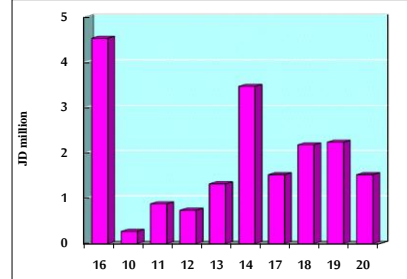
STOCK PRICE MARKET INDEX WEIGHTED BY FREE FLOAT MARKET CAP. (2012=1000)

	TUESDAY 19/05/2020	WEDNESDAY 20/05/2020	% CHANGE	
			DAY BEFORE	YTD
FIRST MARKET	826.2	828.1	0.24%	-13.36%
SECOND MARKET	741.0	739.5	-0.21%	-11.55%

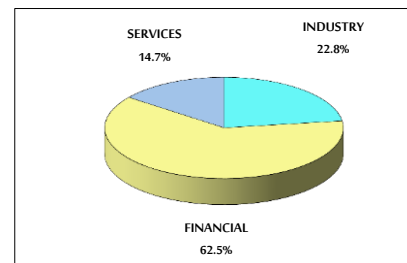
MARKET CAPITALIZATION (JD)

	12,378,237,741	12,407,101,455	0.23%	-16.81%
--	----------------	----------------	-------	---------

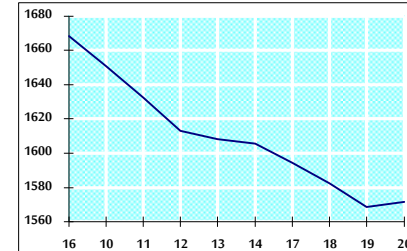
VALUE TRADED FROM 16/3 TO 20/5/2020



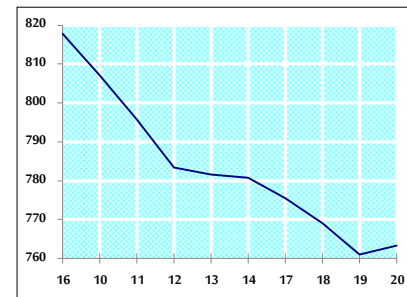
VALUE TRADED BY SECTOR WEDNESDAY 20/5/2020



GENERAL FREE FLOAT PRICE INDEX FROM 16/3 TO 20/5/2020



ASE20 FREE FLOAT PRICE INDEX FROM 16/3 TO 20/5/2020



GENERAL PRICE INDEX FROM 16/3 TO 20/5/2020

