

Daily Summary for Amman Stock Exchange

VALUE TRADED (JD)

	2019	2020	NET CHANGE	CHANGE (%)
Daily	2,743,078	2,236,777	-506,301	-18.46%
Cumulative(1/5-19/5)	48,080,597	12,611,636	-35,468,961	-73.77%
Cumulative(2/1-19/5)	536,207,141	296,976,848	-239,230,293	-44.62%

NO. OF SHARES TRADED

	2019	2020	NET CHANGE	CHANGE (%)
Daily	3,978,612	2,633,762	-1,344,850	-33.80%
Cumulative(1/5-19/5)	45,884,187	10,291,068	-35,593,119	-77.57%
Cumulative(2/1-19/5)	407,437,247	271,496,557	-135,940,690	-33.36%

NO. OF TRANSACTIONS

	2019	2020	NET CHANGE	CHANGE (%)
Daily	1,920	793	-1,127	-58.70%
Cumulative(1/5-19/5)	21,613	4,120	-17,493	-80.94%
Cumulative(2/1-19/5)	185,426	118,188	-67,238	-36.26%

SOME FINANCIAL RATIOS FOR THE ASE (19/5/2020)

SECTOR	P/E	P/BV	DIVIDEND YIELD (%)	TURNOVER (%)
FINANCIAL	8.862	0.731	0.298	0.028
SERVICES	13.080	1.007	5.243	0.012
INDUSTRY	15.049	1.281	4.170	0.146
OVERALL	9.583	0.858	2.083	0.040

STOCK PRICE INDEX WEIGHTED BY FREE FLOAT MARKET CAPITALIZATION (1999=1000)

	MONDAY 18/05/2020	TUESDAY 19/05/2020	% CHANGE	
			DAY BEFORE	YTD
GENERAL	1582.3	1568.6	-0.87%	-13.59%
FINANCIAL	2059.5	2040.2	-0.93%	-16.72%
SERVICES	1169.2	1157.3	-1.01%	-10.49%
INDUSTRY	1829.9	1826.9	-0.16%	-1.62%

STOCK PRICE INDEX WEIGHTED BY FREE FLOAT MARKET CAPITALIZATION ASE20 (2014=1000)

	769.0	761.0	-1.03%	-14.58%
--	-------	-------	--------	---------

STOCK PRICE INDEX WEIGHTED BY MARKET CAPITALIZATION (1991=1000)

	MONDAY 18/05/2020	TUESDAY 19/05/2020	% CHANGE	
			DAY BEFORE	YTD
GENERAL	2903.0	2887.1	-0.55%	-17.83%
BANKS	5414.5	5370.1	-0.82%	-24.32%
INSURANCE	1314.0	1314.0	0.00%	2.46%
SERVICES	690.0	688.8	-0.18%	-6.38%
INDUSTRY	2347.7	2341.8	-0.25%	-10.38%

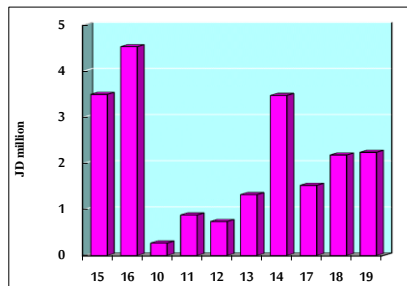
STOCK PRICE MARKET INDEX WEIGHTED BY FREE FLOAT MARKET CAP. (2012=1000)

	MONDAY 18/05/2020	TUESDAY 19/05/2020	% CHANGE	
			DAY BEFORE	YTD
FIRST MARKET	834.4	826.2	-0.99%	-13.57%
SECOND MARKET	744.1	741.0	-0.41%	-11.36%

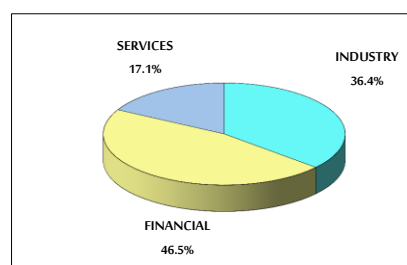
MARKET CAPITALIZATION (JD)

	12,441,153,871	12,378,237,741	-0.51%	-17.01%
--	----------------	----------------	--------	---------

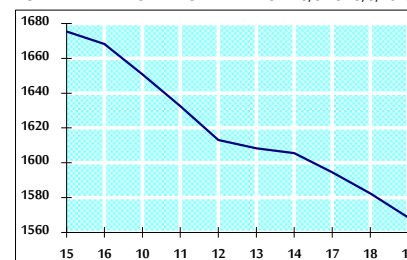
VALUE TRADED FROM 15/3 TO 19/5/2020



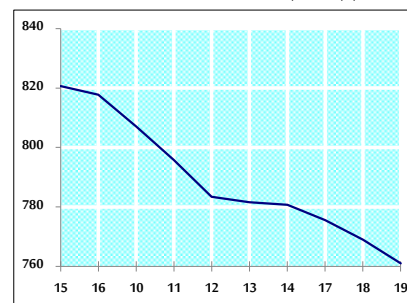
VALUE TRADED BY SECTOR TUESDAY 19/5/2020



GENERAL FREE FLOAT PRICE INDEX FROM 15/3 TO 19/5/2020



ASE20 FREE FLOAT PRICE INDEX FROM 15/3 TO 19/5/2020



GENERAL PRICE INDEX FROM 15/3 TO 19/5/2020

