

Daily Summary for Amman Stock Exchange

VALUE TRADED (JD)

	2019	2020	NET CHANGE	CHANGE (%)
Daily	2,597,200	1,521,713	-1,075,487	-41.41%
Cumulative(1/5-17/5)	42,374,700	8,196,732	-34,177,968	-80.66%
Cumulative(2/1-17/5)	530,501,244	292,561,944	-237,939,300	-44.85%

NO. OF SHARES TRADED

	2019	2020	NET CHANGE	CHANGE (%)
Daily	3,443,523	1,180,083	-2,263,440	-65.73%
Cumulative(1/5-17/5)	38,424,296	6,093,450	-32,330,846	-84.14%
Cumulative(2/1-17/5)	399,977,356	267,298,939	-132,678,417	-33.17%

NO. OF TRANSACTIONS

	2019	2020	NET CHANGE	CHANGE (%)
Daily	1,807	590	-1,217	-67.35%
Cumulative(1/5-17/5)	17,991	2,638	-15,353	-85.34%
Cumulative(2/1-17/5)	181,804	116,706	-65,098	-35.81%

SOME FINANCIAL RATIOS FOR THE ASE (17/5/2020)

SECTOR	P/E	P/BV	DIVIDEND YIELD (%)	TURNOVER (%)
FINANCIAL	8.980	0.746	1.099	0.016
SERVICES	13.885	1.028	5.663	0.008
INDUSTRY	14.819	1.273	4.097	0.044
OVERALL	9.698	0.872	2.636	0.018

STOCK PRICE INDEX WEIGHTED BY FREE FLOAT MARKET CAPITALIZATION (1999=1000)

	THURSDAY 14/05/2020	SUNDAY 17/05/2020	% CHANGE	
			DAY BEFORE	YTD
GENERAL	1605.6	1594.5	-0.69%	-12.16%
FINANCIAL	2090.0	2077.1	-0.62%	-15.22%
SERVICES	1193.8	1179.7	-1.17%	-8.76%
INDUSTRY	1828.7	1830.0	0.07%	-1.45%

STOCK PRICE INDEX WEIGHTED BY FREE FLOAT MARKET CAPITALIZATION ASE20 (2014=1000)

	780.7	775.5	-0.66%	-12.95%
--	-------	-------	--------	---------

STOCK PRICE INDEX WEIGHTED BY MARKET CAPITALIZATION (1991=1000)

	THURSDAY 14/05/2020	SUNDAY 17/05/2020	% CHANGE	
			DAY BEFORE	YTD
GENERAL	2930.8	2921.3	-0.32%	-16.86%
BANKS	5500.9	5470.0	-0.56%	-22.91%
INSURANCE	1315.5	1318.3	0.21%	2.79%
SERVICES	697.2	693.5	-0.54%	-5.75%
INDUSTRY	2340.3	2346.7	0.27%	-10.20%

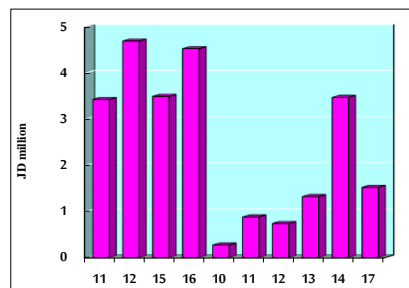
STOCK PRICE MARKET INDEX WEIGHTED BY FREE FLOAT MARKET CAP. (2012=1000)

	THURSDAY 14/05/2020	SUNDAY 17/05/2020	% CHANGE	
			DAY BEFORE	YTD
FIRST MARKET	846.7	840.9	-0.69%	-12.03%
SECOND MARKET	756.6	749.5	-0.94%	-10.35%

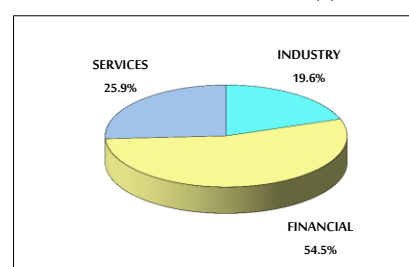
MARKET CAPITALIZATION (JD)

	12,550,623,851	12,513,769,087	-0.29%	-16.10%
--	----------------	----------------	--------	---------

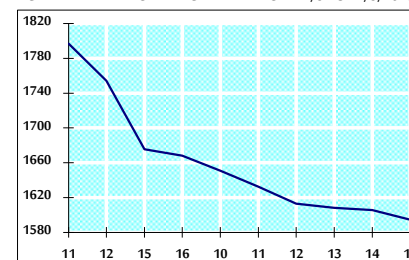
VALUE TRADED FROM 11/3 TO 17/5/2020



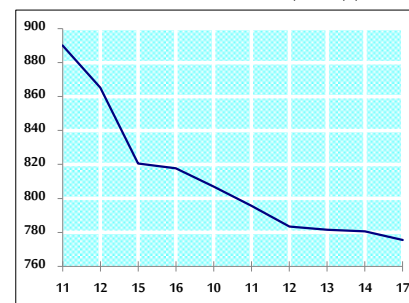
VALUE TRADED BY SECTOR SUNDAY 17/5/2020



GENERAL FREE FLOAT PRICE INDEX FROM 11/3 TO 17/5/2020



ASE20 FREE FLOAT PRICE INDEX FROM 11/3 TO 17/5/2020



GENERAL PRICE INDEX FROM 11/3 TO 17/5/2020

