

Daily Summary for Amman Stock Exchange

VALUE TRADED (JD)

	2019	2020	NET CHANGE	CHANGE (%)
Daily	3,421,957	3,468,680	46,723	1.37%
Cumulative(1/5-14/5)	39,777,500	6,675,019	-33,102,481	-83.22%
Cumulative(2/1-14/5)	527,904,044	291,040,231	-236,863,813	-44.87%

NO. OF SHARES TRADED

	2019	2020	NET CHANGE	CHANGE (%)
Daily	4,074,143	2,084,364	-1,989,779	-48.84%
Cumulative(1/5-14/5)	34,980,773	4,913,367	-30,067,406	-85.95%
Cumulative(2/1-14/5)	396,533,833	266,118,856	-130,414,977	-32.89%

NO. OF TRANSACTIONS

	2019	2020	NET CHANGE	CHANGE (%)
Daily	1,716	957	-759	-44.23%
Cumulative(1/5-14/5)	16,184	2,048	-14,136	-87.35%
Cumulative(2/1-14/5)	179,997	116,116	-63,881	-35.49%

SOME FINANCIAL RATIOS FOR THE ASE (14/5/2020)

SECTOR	P/E	P/BV	DIVIDEND YIELD (%)	TURNOVER (%)
FINANCIAL	9.029	0.750	1.093	0.041
SERVICES	13.967	1.034	5.630	0.010
INDUSTRY	14.745	1.266	4.117	0.025
OVERALL	9.729	0.875	2.627	0.031

STOCK PRICE INDEX WEIGHTED BY FREE FLOAT MARKET CAPITALIZATION (1999=1000)

	WEDNESDAY 13/05/2020	THURSDAY 14/05/2020	% CHANGE	
			DAY BEFORE	YTD
GENERAL	1608.2	1605.6	-0.17%	-11.55%
FINANCIAL	2100.6	2090.0	-0.50%	-14.69%
SERVICES	1188.6	1193.8	0.43%	-7.68%
INDUSTRY	1826.1	1828.7	0.15%	-1.52%

STOCK PRICE INDEX WEIGHTED BY FREE FLOAT MARKET CAPITALIZATION ASE20 (2014=1000)

	781.6	780.7	-0.12%	-12.38%
--	-------	-------	--------	---------

STOCK PRICE INDEX WEIGHTED BY MARKET CAPITALIZATION (1991=1000)

	WEDNESDAY 13/05/2020	THURSDAY 14/05/2020	% CHANGE	
			DAY BEFORE	YTD
GENERAL	2936.3	2930.8	-0.19%	-16.59%
BANKS	5540.4	5500.9	-0.71%	-22.48%
INSURANCE	1315.8	1315.5	-0.02%	2.57%
SERVICES	696.0	697.2	0.18%	-5.24%
INDUSTRY	2325.3	2340.3	0.64%	-10.44%

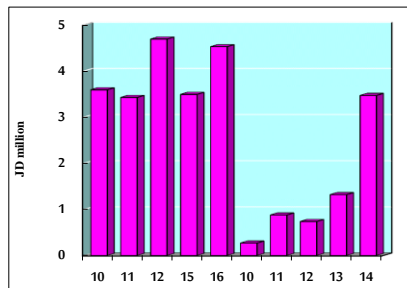
STOCK PRICE MARKET INDEX WEIGHTED BY FREE FLOAT MARKET CAP. (2012=1000)

	WEDNESDAY 13/05/2020	THURSDAY 14/05/2020	% CHANGE	
			DAY BEFORE	YTD
FIRST MARKET	847.9	846.7	-0.14%	-11.41%
SECOND MARKET	759.2	756.6	-0.33%	-9.50%

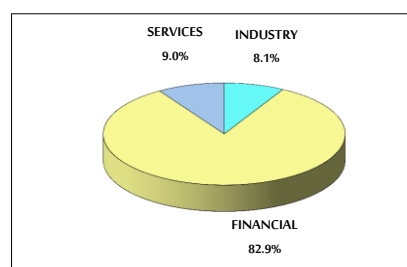
MARKET CAPITALIZATION (JD)

	12,572,371,522	12,550,623,851	-0.17%	-15.85%
--	----------------	----------------	--------	---------

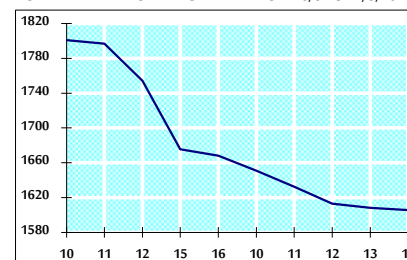
VALUE TRADED FROM 10/3 TO 14/5/2020



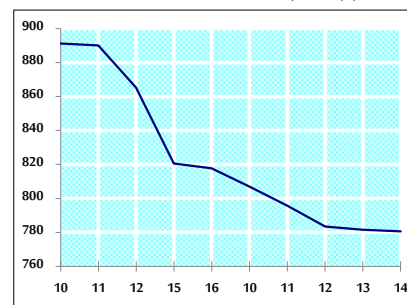
VALUE TRADED BY SECTOR THURSDAY 14/5/2020



GENERAL FREE FLOAT PRICE INDEX FROM 10/3 TO 14/5/2020



ASE20 FREE FLOAT PRICE INDEX FROM 10/3 TO 14/5/2020



GENERAL PRICE INDEX FROM 10/3 TO 14/5/2020

