

Daily Summary for Amman Stock Exchange

VALUE TRADED (JD)

	2019	2020	NET CHANGE	CHANGE (%)
Daily	5,893,939	5,702,383	-191,556	-3.25%
Cumulative(1/5-28/5)	65,038,503	26,914,361	-38,124,142	-58.62%
Cumulative(2/1-28/5)	553,165,047	311,279,573	-241,885,474	-43.73%

NO. OF SHARES TRADED

	2019	2020	NET CHANGE	CHANGE (%)
Daily	6,166,613	4,004,679	-2,161,934	-35.06%
Cumulative(1/5-28/5)	65,227,560	21,176,106	-44,051,454	-67.54%
Cumulative(2/1-28/5)	426,780,620	282,381,595	-144,399,025	-33.83%

NO. OF TRANSACTIONS

	2019	2020	NET CHANGE	CHANGE (%)
Daily	1,791	1,373	-418	-23.34%
Cumulative(1/5-28/5)	29,761	8,729	-21,032	-70.67%
Cumulative(2/1-28/5)	193,574	122,797	-70,777	-36.56%

SOME FINANCIAL RATIOS FOR THE ASE (28/5/2020)

SECTOR	P/E	P/BV	DIVIDEND YIELD (%)	TURNOVER (%)
FINANCIAL	9.312	0.765	0.265	0.054
SERVICES	13.319	1.011	4.818	0.087
INDUSTRY	13.158	1.272	0.910	0.039
OVERALL	9.679	0.884	1.065	0.060

STOCK PRICE INDEX WEIGHTED BY FREE FLOAT MARKET CAPITALIZATION (1999=1000)

	WEDNESDAY 27/05/2020	THURSDAY 28/05/2020	% CHANGE	
			DAY BEFORE	YTD
GENERAL	1605.6	1621.2	0.97%	-10.69%
FINANCIAL	2094.8	2120.4	1.22%	-13.45%
SERVICES	1190.9	1197.8	0.57%	-7.37%
INDUSTRY	1815.9	1819.5	0.20%	-2.02%

STOCK PRICE INDEX WEIGHTED BY FREE FLOAT MARKET CAPITALIZATION ASE20 (2014=1000)

	783.0	792.4	1.21%	-11.06%
--	-------	-------	-------	---------

STOCK PRICE INDEX WEIGHTED BY MARKET CAPITALIZATION (1991=1000)

	WEDNESDAY 27/05/2020	THURSDAY 28/05/2020	% CHANGE	
			DAY BEFORE	YTD
GENERAL	2956.3	2987.1	1.04%	-14.99%
BANKS	5562.3	5657.3	1.71%	-20.27%
INSURANCE	1327.4	1329.9	0.19%	3.70%
SERVICES	687.1	686.7	-0.06%	-6.66%
INDUSTRY	2381.8	2391.1	0.39%	-8.50%

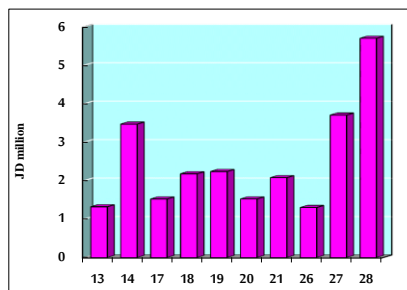
STOCK PRICE MARKET INDEX WEIGHTED BY FREE FLOAT MARKET CAP. (2012=1000)

	WEDNESDAY 27/05/2020	THURSDAY 28/05/2020	% CHANGE	
			DAY BEFORE	YTD
FIRST MARKET	847.0	856.0	1.07%	-10.45%
SECOND MARKET	751.8	754.8	0.40%	-9.72%

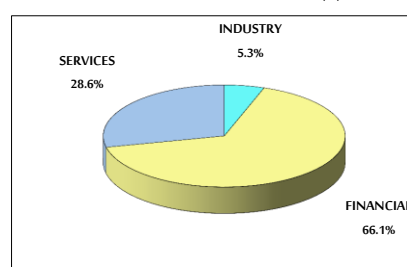
MARKET CAPITALIZATION (JD)

	12,644,362,809	12,763,811,955	0.94%	-14.42%
--	----------------	----------------	-------	---------

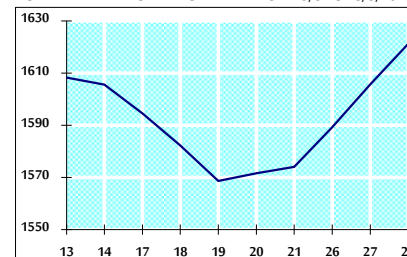
VALUE TRADED FROM 13/5 TO 28/5/2020



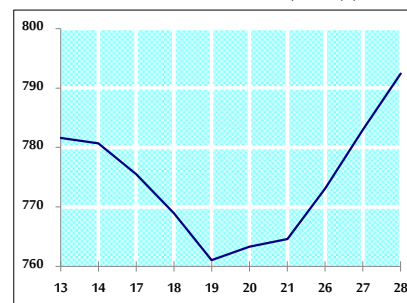
VALUE TRADED BY SECTOR THURSDAY 28/5/2020



GENERAL FREE FLOAT PRICE INDEX FROM 13/5 TO 28/5/2020



ASE20 FREE FLOAT PRICE INDEX FROM 13/5 TO 28/5/2020



GENERAL PRICE INDEX FROM 13/5 TO 28/5/2020

