

Daily Summary for Amman Stock Exchange

VALUE TRADED (JD)

	2019	2020	NET CHANGE	CHANGE (%)
Daily	3,911,367	4,559,669	648,302	16.57%
Cumulative(1/3-2/3)	7,484,541	10,337,190	2,852,649	38.11%
Cumulative(2/1-2/3)	195,583,076	237,657,578	42,074,502	21.51%

NO. OF SHARES TRADED

	2019	2020	NET CHANGE	CHANGE (%)
Daily	3,610,276	5,166,511	1,556,235	43.11%
Cumulative(1/3-2/3)	7,706,211	10,797,905	3,091,694	40.12%
Cumulative(2/1-2/3)	153,936,821	219,716,630	65,779,809	42.73%

NO. OF TRANSACTIONS

	2019	2020	NET CHANGE	CHANGE (%)
Daily	1,969	2,044	75	3.81%
Cumulative(1/3-2/3)	3,999	3,948	-51	-1.28%
Cumulative(2/1-2/3)	79,346	93,326	13,980	17.62%

SOME FINANCIAL RATIOS FOR THE ASE (2/3/2020)

SECTOR	P/E	P/BV	DIVIDEND YIELD (%)	TURNOVER (%)
FINANCIAL	10.487	0.900	4.991	0.088
SERVICES	15.871	1.115	5.505	0.038
INDUSTRY	16.860	1.391	3.830	0.098
OVERALL	11.400	1.031	4.904	0.078

STOCK PRICE INDEX WEIGHTED BY FREE FLOAT MARKET CAPITALIZATION (1999=1000)

	SUNDAY 01/03/2020	MONDAY 02/03/2020	% CHANGE	
			DAY BEFORE	YTD
GENERAL	1825.7	1817.7	-0.44%	0.14%
FINANCIAL	2436.6	2430.3	-0.26%	-0.80%
SERVICES	1316.1	1313.4	-0.21%	1.58%
INDUSTRY	1904.6	1881.6	-1.21%	1.33%

STOCK PRICE INDEX WEIGHTED BY FREE FLOAT MARKET CAPITALIZATION ASE20 (2014=1000)

	900.2	895.3	-0.54%	0.49%
--	-------	-------	--------	-------

STOCK PRICE INDEX WEIGHTED BY MARKET CAPITALIZATION (1991=1000)

	SUNDAY 01/03/2020	MONDAY 02/03/2020	% CHANGE	
			DAY BEFORE	YTD
GENERAL	3419.2	3411.1	-0.24%	-2.92%
BANKS	6740.1	6721.0	-0.28%	-5.28%
INSURANCE	1336.8	1339.2	0.18%	4.42%
SERVICES	743.8	745.5	0.23%	1.33%
INDUSTRY	2615.3	2604.0	-0.43%	-0.35%

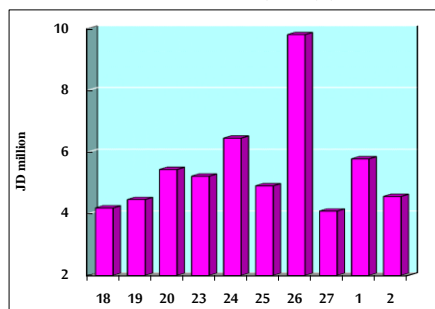
STOCK PRICE MARKET INDEX WEIGHTED BY FREE FLOAT MARKET CAP. (2012=1000)

	SUNDAY 01/03/2020	MONDAY 02/03/2020	% CHANGE	
			DAY BEFORE	YTD
FIRST MARKET	967.7	963.0	-0.49%	0.75%
SECOND MARKET	827.7	826.7	-0.12%	-1.12%

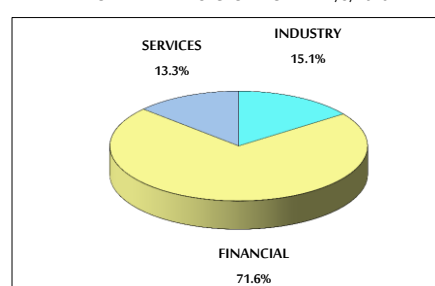
MARKET CAPITALIZATION (JD)

	14,511,689,977	14,480,065,222	-0.22%	-2.91%
--	----------------	----------------	--------	--------

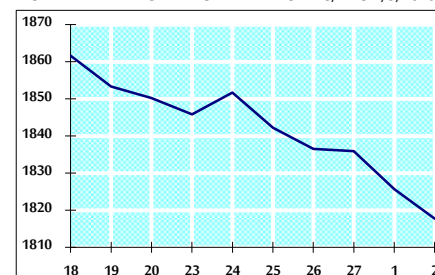
VALUE TRADED FROM 18/2 TO 2/3/2020



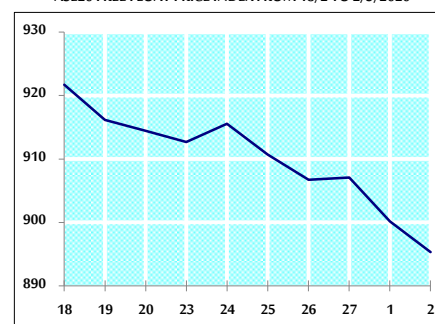
VALUE TRADED BY SECTOR MONDAY 2/3/2020



GENERAL FREE FLOAT PRICE INDEX FROM 18/2 TO 2/3/2020



ASE20 FREE FLOAT PRICE INDEX FROM 18/2 TO 2/3/2020



GENERAL PRICE INDEX FROM 18/2 TO 2/3/2020

