

Daily Summary for Amman Stock Exchange

VALUE TRADED (JD)

	2018	2019	NET CHANGE	CHANGE (%)
Daily	4,359,914	11,459,393	7,099,479	162.84%
Cumulative(1/12-24/12)	92,409,029	141,352,098	48,943,069	52.96%
Cumulative(2/1-24/12)	1,819,655,891	1,568,323,156	-251,332,735	-13.81%

NO. OF SHARES TRADED

	2018	2019	NET CHANGE	CHANGE (%)
Daily	3,132,231	8,252,789	5,120,558	163.48%
Cumulative(1/12-24/12)	64,891,646	120,813,584	55,921,938	86.18%
Cumulative(2/1-24/12)	1,123,512,175	1,231,718,815	108,206,640	9.63%

NO. OF TRANSACTIONS

	2018	2019	NET CHANGE	CHANGE (%)
Daily	1,838	1,232	-606	-32.97%
Cumulative(1/12-24/12)	30,161	30,696	535	1.77%
Cumulative(2/1-24/12)	506,299	496,503	-9,796	-1.93%

SOME FINANCIAL RATIOS FOR THE ASE (24/12/2019)

SECTOR	P/E	P/BV	DIVIDEND YIELD (%)	TURNOVER (%)
FINANCIAL	10.745	0.961	5.986	0.169
SERVICES	14.587	1.086	5.753	0.029
INDUSTRY	16.767	1.376	3.861	0.079
OVERALL	11.324	1.052	5.740	0.124

STOCK PRICE INDEX WEIGHTED BY FREE FLOAT MARKET CAPITALIZATION (1999=1000)

	MONDAY 23/12/2019	TUESDAY 24/12/2019	% CHANGE	
			DAY BEFORE	YTD
GENERAL	1804.9	1808.1	0.18%	-5.27%
FINANCIAL	2438.8	2443.9	0.21%	-7.87%
SERVICES	1285.0	1287.8	0.22%	0.63%
INDUSTRY	1829.5	1830.7	0.07%	-2.76%

STOCK PRICE INDEX WEIGHTED BY FREE FLOAT MARKET CAPITALIZATION ASE20 (2014=1000)

	883.4	885.8	0.27%	-4.38%
--	-------	-------	-------	--------

STOCK PRICE INDEX WEIGHTED BY MARKET CAPITALIZATION (1991=1000)

	MONDAY 23/12/2019	TUESDAY 24/12/2019	% CHANGE	
			DAY BEFORE	YTD
GENERAL	3492.3	3501.4	0.26%	-7.79%
BANKS	7078.7	7105.4	0.38%	-13.83%
INSURANCE	1292.8	1284.5	-0.65%	-6.68%
SERVICES	731.8	732.9	0.14%	-8.02%
INDUSTRY	2571.0	2572.7	0.07%	11.31%

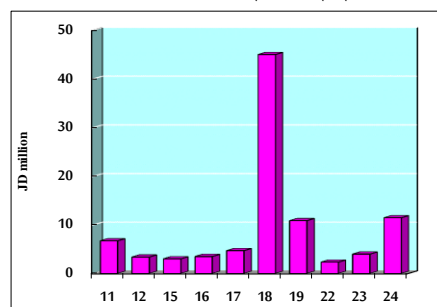
STOCK PRICE MARKET INDEX WEIGHTED BY FREE FLOAT MARKET CAP. (2012=1000)

	MONDAY 23/12/2019	TUESDAY 24/12/2019	% CHANGE	
			DAY BEFORE	YTD
FIRST MARKET	951.1	952.7	0.18%	-5.79%
SECOND MARKET	835.0	836.5	0.17%	0.58%

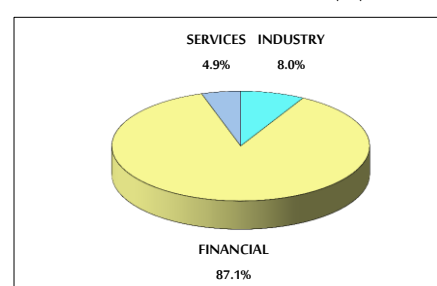
MARKET CAPITALIZATION (JD)

	14,807,023,149	14,844,936,224	0.26%	-7.93%
--	----------------	----------------	-------	--------

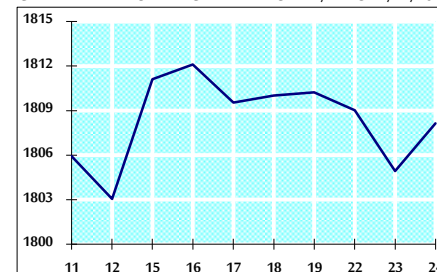
VALUE TRADED FROM 11/12 TO 24/12/2019



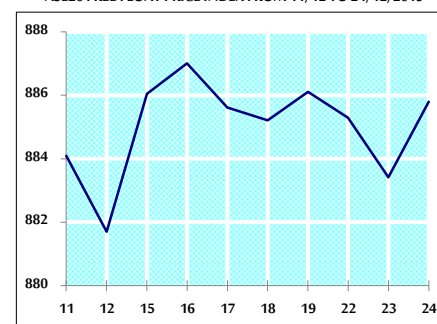
VALUE TRADED BY SECTOR TUESDAY 24/12/2019



GENERAL FREE FLOAT PRICE INDEX FROM 11/12 TO 24/12/2019



ASE20 FREE FLOAT PRICE INDEX FROM 11/12 TO 24/12/2019



GENERAL PRICE INDEX FROM 11/12 TO 24/12/2019

