

Daily Summary for Amman Stock Exchange

VALUE TRADED (JD)

	2018	2019	NET CHANGE	CHANGE (%)
Daily	14,030,524	3,976,727	-10,053,797	-71.66%
Cumulative(1/12-23/12)	88,049,115	129,892,705	41,843,590	47.52%
Cumulative(2/1-23/12)	1,815,295,977	1,556,863,763	-258,432,214	-14.24%

NO. OF SHARES TRADED

	2018	2019	NET CHANGE	CHANGE (%)
Daily	10,710,645	3,031,732	-7,678,913	-71.69%
Cumulative(1/12-23/12)	61,759,415	112,560,795	50,801,380	82.26%
Cumulative(2/1-23/12)	1,120,379,944	1,223,466,026	103,086,082	9.20%

NO. OF TRANSACTIONS

	2018	2019	NET CHANGE	CHANGE (%)
Daily	2,263	1,272	-991	-43.79%
Cumulative(1/12-23/12)	28,323	29,464	1,141	4.03%
Cumulative(2/1-23/12)	504,461	495,271	-9,190	-1.82%

SOME FINANCIAL RATIOS FOR THE ASE (23/12/2019)

SECTOR	P/E	P/BV	DIVIDEND YIELD (%)	TURNOVER (%)
FINANCIAL	10.709	0.958	6.006	0.057
SERVICES	14.541	1.083	5.771	0.020
INDUSTRY	16.764	1.376	3.862	0.038
OVERALL	11.295	1.049	5.755	0.046

STOCK PRICE INDEX WEIGHTED BY FREE FLOAT MARKET CAPITALIZATION (1999=1000)

	SUNDAY 22/12/2019	MONDAY 23/12/2019	% CHANGE	
			DAY BEFORE	YTD
GENERAL	1809.0	1804.9	-0.23%	-5.44%
FINANCIAL	2445.5	2438.8	-0.28%	-8.06%
SERVICES	1284.1	1285.0	0.07%	0.40%
INDUSTRY	1843.0	1829.5	-0.73%	-2.83%

STOCK PRICE INDEX WEIGHTED BY FREE FLOAT MARKET CAPITALIZATION ASE20 (2014=1000)

	885.3	883.4	-0.21%	-4.64%
--	-------	-------	--------	--------

STOCK PRICE INDEX WEIGHTED BY MARKET CAPITALIZATION (1991=1000)

	SUNDAY 22/12/2019	MONDAY 23/12/2019	% CHANGE	
			DAY BEFORE	YTD
GENERAL	3510.1	3492.3	-0.51%	-8.03%
BANKS	7102.8	7078.7	-0.34%	-14.16%
INSURANCE	1291.3	1292.8	0.12%	-6.08%
SERVICES	732.5	731.8	-0.09%	-8.15%
INDUSTRY	2601.8	2571.0	-1.18%	11.23%

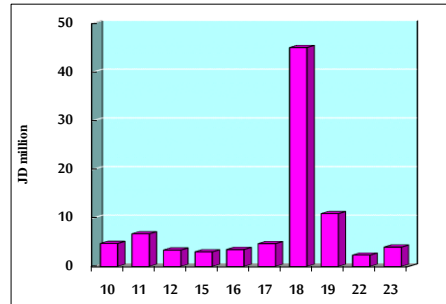
STOCK PRICE MARKET INDEX WEIGHTED BY FREE FLOAT MARKET CAP. (2012=1000)

	SUNDAY 22/12/2019	MONDAY 23/12/2019	% CHANGE	
			DAY BEFORE	YTD
FIRST MARKET	952.4	951.1	-0.15%	-5.96%
SECOND MARKET	843.0	835.0	-0.94%	0.41%

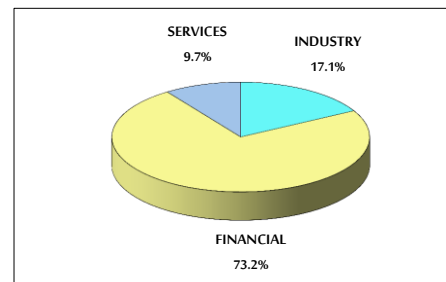
MARKET CAPITALIZATION (JD)

	14,888,700,337	14,807,023,149	-0.55%	-8.16%
--	----------------	----------------	--------	--------

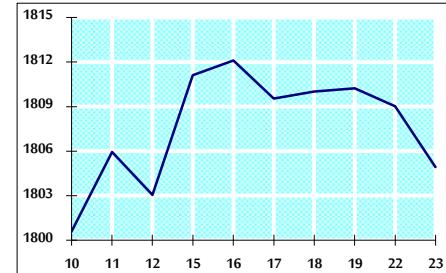
VALUE TRADED FROM 10/12 TO 23/12/2019



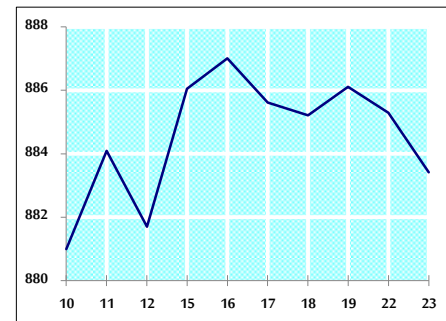
VALUE TRADED BY SECTOR MONDAY 23/12/2019



GENERAL FREE FLOAT PRICE INDEX FROM 10/12 TO 23/12/2019



ASE20 FREE FLOAT PRICE INDEX FROM 10/12 TO 23/12/2019



GENERAL PRICE INDEX FROM 10/12 TO 23/12/2019

