

Daily Summary for Amman Stock Exchange

VALUE TRADED (JD)

	2018	2019	NET CHANGE	CHANGE (%)
Daily	5,946,879	2,324,770	-3,622,109	-60.91%
Cumulative(1/12-22/12)	74,018,591	125,915,978	51,897,387	70.11%
Cumulative(2/1-22/12)	1,801,265,453	1,552,887,036	-248,378,417	-13.79%

NO. OF SHARES TRADED

	2018	2019	NET CHANGE	CHANGE (%)
Daily	4,615,747	2,526,170	-2,089,577	-45.27%
Cumulative(1/12-22/12)	51,048,770	109,529,063	58,480,293	114.56%
Cumulative(2/1-22/12)	1,109,669,299	1,220,434,294	110,764,995	9.98%

NO. OF TRANSACTIONS

	2018	2019	NET CHANGE	CHANGE (%)
Daily	1,873	1,329	-544	-29.04%
Cumulative(1/12-22/12)	26,060	28,192	2,132	8.18%
Cumulative(2/1-22/12)	502,198	493,999	-8,199	-1.63%

SOME FINANCIAL RATIOS FOR THE ASE (22/12/2019)

SECTOR	P/E	P/BV	DIVIDEND YIELD (%)	TURNOVER (%)
FINANCIAL	10.750	0.962	5.984	0.038
SERVICES	14.526	1.082	5.777	0.040
INDUSTRY	17.010	1.396	3.806	0.033
OVERALL	11.352	1.054	5.726	0.038

STOCK PRICE INDEX WEIGHTED BY FREE FLOAT MARKET CAPITALIZATION (1999=1000)

	THURSDAY 19/12/2019	SUNDAY 22/12/2019	% CHANGE	
			DAY BEFORE	YTD
GENERAL	1810.2	1809.0	-0.07%	-5.23%
FINANCIAL	2445.2	2445.5	0.01%	-7.81%
SERVICES	1290.1	1284.1	-0.47%	0.34%
INDUSTRY	1839.4	1843.0	0.19%	-2.11%

STOCK PRICE INDEX WEIGHTED BY FREE FLOAT MARKET CAPITALIZATION ASE20 (2014=1000)

	886.1	885.3	-0.09%	-4.44%
--	-------	-------	--------	--------

STOCK PRICE INDEX WEIGHTED BY MARKET CAPITALIZATION (1991=1000)

	THURSDAY 19/12/2019	SUNDAY 22/12/2019	% CHANGE	
			DAY BEFORE	YTD
GENERAL	3511.9	3510.1	-0.05%	-7.56%
BANKS	7101.8	7102.8	0.01%	-13.86%
INSURANCE	1296.4	1291.3	-0.40%	-6.19%
SERVICES	736.4	732.5	-0.53%	-8.07%
INDUSTRY	2599.6	2601.8	0.09%	12.57%

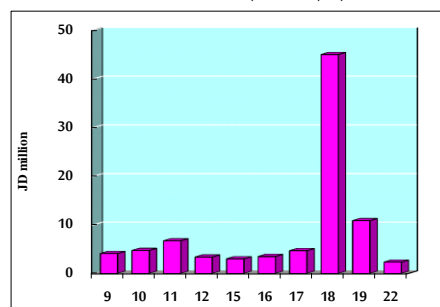
STOCK PRICE MARKET INDEX WEIGHTED BY FREE FLOAT MARKET CAP. (2012=1000)

	THURSDAY 19/12/2019	SUNDAY 22/12/2019	% CHANGE	
			DAY BEFORE	YTD
FIRST MARKET	952.6	952.4	-0.02%	-5.82%
SECOND MARKET	840.9	843.0	0.25%	1.36%

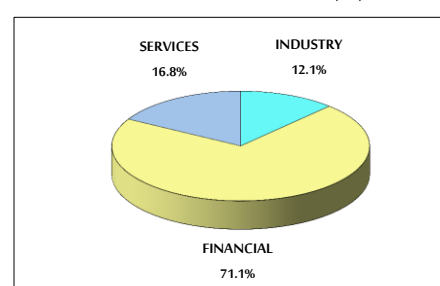
MARKET CAPITALIZATION (JD)

	14,896,969,273	14,888,700,337	-0.06%	-7.65%
--	----------------	----------------	--------	--------

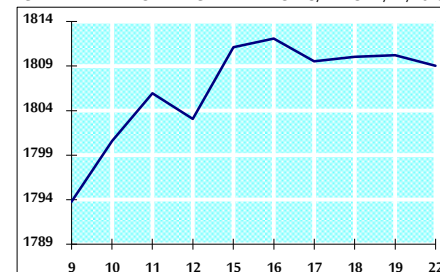
VALUE TRADED FROM 9/12 TO 22/12/2019



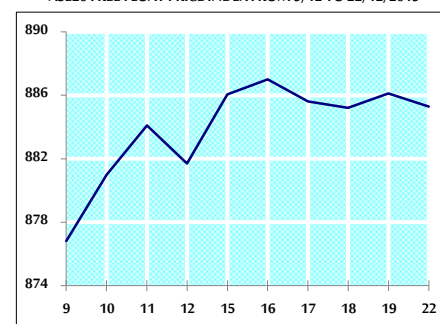
VALUE TRADED BY SECTOR SUNDAY 22/12/2019



GENERAL FREE FLOAT PRICE INDEX FROM 9/12 TO 22/12/2019



ASE20 FREE FLOAT PRICE INDEX FROM 9/12 TO 22/12/2019



GENERAL PRICE INDEX FROM 9/12 TO 22/12/2019

