

### Daily Summary for Amman Stock Exchange

VALUE TRADED (JD)

	2018	2019	NET CHANGE	CHANGE (%)
Daily	7,491,053	10,864,871	3,373,818	45.04%
Cumulative(1/12-19/12)	68,071,712	123,591,208	55,519,496	81.56%
Cumulative(2/1-19/12)	1,795,318,574	1,550,562,266	-244,756,308	-13.63%

NO. OF SHARES TRADED

	2018	2019	NET CHANGE	CHANGE (%)
Daily	3,122,631	8,209,432	5,086,801	162.90%
Cumulative(1/12-19/12)	46,433,023	107,002,893	60,569,870	130.45%
Cumulative(2/1-19/12)	1,105,053,552	1,217,908,124	112,854,572	10.21%

NO. OF TRANSACTIONS

	2018	2019	NET CHANGE	CHANGE (%)
Daily	2,039	1,784	-255	-12.51%
Cumulative(1/12-19/12)	24,187	26,863	2,676	11.06%
Cumulative(2/1-19/12)	500,325	492,670	-7,655	-1.53%

SOME FINANCIAL RATIOS FOR THE ASE (19/12/2019)

SECTOR	P/E	P/BV	DIVIDEND YIELD (%)	TURNOVER (%)
FINANCIAL	10.748	0.962	5.985	0.168
SERVICES	14.616	1.089	5.741	0.034
INDUSTRY	16.994	1.395	3.810	0.072
OVERALL	11.358	1.055	5.723	0.123

STOCK PRICE INDEX WEIGHTED BY FREE FLOAT MARKET CAPITALIZATION (1999=1000)

	WEDNESDAY 18/12/2019	THURSDAY 19/12/2019	% CHANGE	
			DAY BEFORE	YTD
GENERAL	1810.0	1810.2	0.01%	-5.16%
FINANCIAL	2440.7	2445.2	0.18%	-7.82%
SERVICES	1292.8	1290.1	-0.21%	0.81%
INDUSTRY	1840.2	1839.4	-0.04%	-2.30%

STOCK PRICE INDEX WEIGHTED BY FREE FLOAT MARKET CAPITALIZATION ASE20 (2014=1000)

	885.2	886.1	0.10%	-4.35%
--	-------	-------	-------	--------

STOCK PRICE INDEX WEIGHTED BY MARKET CAPITALIZATION (1991=1000)

	WEDNESDAY 18/12/2019	THURSDAY 19/12/2019	% CHANGE	
			DAY BEFORE	YTD
GENERAL	3505.6	3511.9	0.18%	-7.51%
BANKS	7070.5	7101.8	0.44%	-13.88%
INSURANCE	1293.4	1296.4	0.23%	-5.82%
SERVICES	738.3	736.4	-0.25%	-7.58%
INDUSTRY	2605.4	2599.6	-0.22%	12.47%

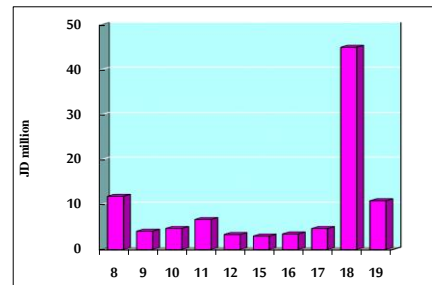
STOCK PRICE MARKET INDEX WEIGHTED BY FREE FLOAT MARKET CAP. (2012=1000)

	WEDNESDAY 18/12/2019	THURSDAY 19/12/2019	% CHANGE	
			DAY BEFORE	YTD
FIRST MARKET	951.9	952.6	0.08%	-5.80%
SECOND MARKET	845.1	840.9	-0.50%	1.11%

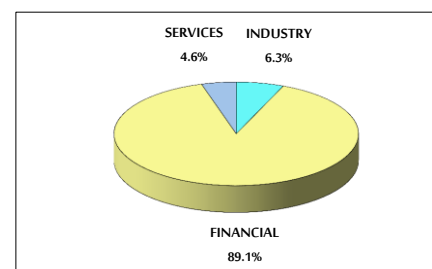
MARKET CAPITALIZATION (JD)

	14,862,358,266	14,896,969,273	0.23%	-7.60%
--	----------------	----------------	-------	--------

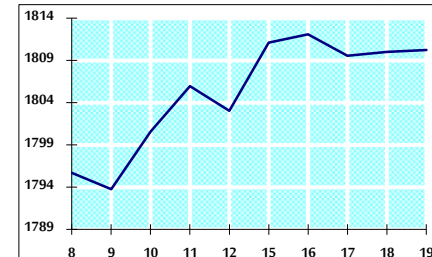
VALUE TRADED FROM 8/12 TO 19/12/2019



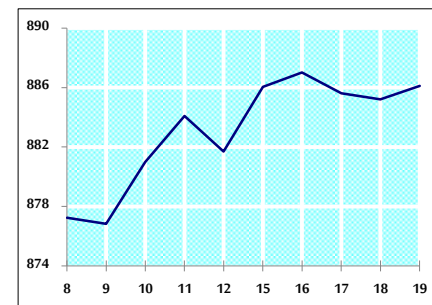
VALUE TRADED BY SECTOR THURSDAY 19/12/2019



GENERAL FREE FLOAT PRICE INDEX FROM 8/12 TO 19/12/2019



ASE20 FREE FLOAT PRICE INDEX FROM 8/12 TO 19/12/2019



GENERAL PRICE INDEX FROM 8/12 TO 19/12/2019

