

Daily Summary for Amman Stock Exchange

1- VALUE TRADED (JD)

	2017	2018	NET CHANGE	CHANGE (%)
Daily	4,343,727	2,412,124	-1,931,603	-44.47%
Cumulative(2/12-31/12)	4,343,727	2,412,124	-1,931,603	-44.47%
Cumulative(2/1-31/12)	2,805,845,418	1,729,658,986	-1,076,186,432	-38.36%

2- NO. OF SHARES TRADED

	2017	2018	NET CHANGE	CHANGE (%)
Daily	2,660,393	2,791,939	131,546	4.94%
Cumulative(2/12-31/12)	2,660,393	2,791,939	131,546	4.94%
Cumulative(2/1-31/12)	1,609,958,651	1,061,412,468	-548,546,183	-34.07%

3- NO. OF TRANSACTIONS

	2017	2018	NET CHANGE	CHANGE (%)
Daily	1,655	1,172	-483	-29.18%
Cumulative(2/12-31/12)	1,655	1,172	-483	-29.18%
Cumulative(2/1-31/12)	677,458	477,310	-200,148	-29.54%

4- SOME FINANCIAL RATIOS FOR THE ASE (2/12/2018)

SECTOR	P/E	P/BV	DIVIDEND YIELD (%)	TURNOVER (%)
FINANCIAL	16.892	1.061	5.157	0.035
SERVICES	16.024	1.189	5.561	0.070
INDUSTRY	52.716	1.249	3.649	0.023
OVERALL	17.448	1.118	5.092	0.041

5- STOCK PRICE INDEX WEIGHTED BY FREE FLOAT MARKET CAPITALIZATION (1999=1000)

	THURSDAY 29/11/2018	SUNDAY 02/12/2018	% CHANGE	
			DAY BEFORE	YTD
GENERAL	1863.1	1860.6	-0.14%	-12.52%
FINANCIAL	2567.0	2570.4	0.13%	-10.80%
SERVICES	1293.0	1282.0	-0.85%	-11.56%
INDUSTRY	1832.6	1832.6	0.00%	-17.80%

6- STOCK PRICE INDEX WEIGHTED BY MARKET CAPITALIZATION (1991=1000)

	THURSDAY 29/11/2018	SUNDAY 02/12/2018	% CHANGE	
			DAY BEFORE	YTD
GENERAL	3704.4	3701.0	-0.09%	-7.69%
BANKS	7975.4	7970.6	-0.06%	-4.37%
INSURANCE	1373.7	1376.9	0.23%	9.17%
SERVICES	801.9	802.2	0.03%	-14.09%
INDUSTRY	2265.9	2258.7	-0.32%	-13.65%

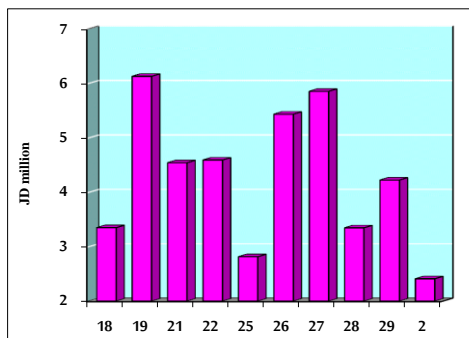
7- STOCK PRICE MARKET INDEX WEIGHTED BY FREE FLOAT MARKET CAP. (2012=1000)

	THURSDAY 29/11/2018	SUNDAY 02/12/2018	% CHANGE	
			DAY BEFORE	YTD
FIRST MARKET	982.3	978.9	-0.34%	-13.76%
SECOND MARKET	841.8	849.7	0.94%	-7.20%

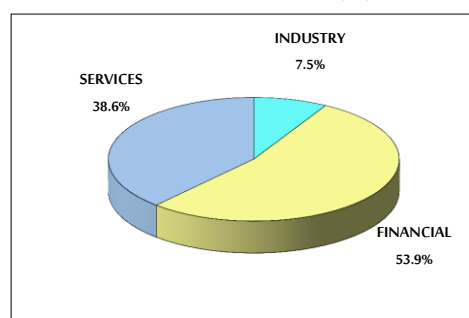
8- MARKET CAPITALIZATION (JD)

ASE MARKET CAPITALIZATION	15,751,106,437	15,736,945,555	-0.09%	-7.23%
---------------------------	----------------	----------------	--------	--------

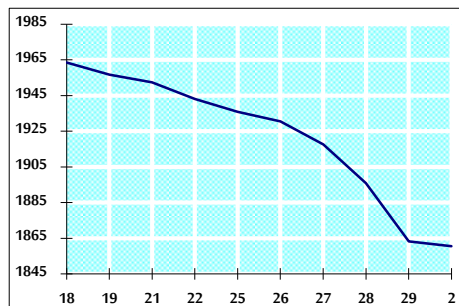
VALUE TRADED FROM 18/11 TO 2/12/2018



VALUE TRADED BY SECTOR SUNDAY 2/12/2018



GENERAL FREE FLOAT PRICE INDEX FROM 18/11 TO 2/12/2018



GENERAL PRICE INDEX FROM 18/11 TO 2/12/2018

